



## **KRUPANIDHI COLLEGE OF PHARMACY**

(AICTE Approved | ISO 9001-2015 Certified)




### **5.1.4 Average percentage of students benefitted by guidance for competitive examinations and career counselling offered by the institution for the year 2019-20**

<b>GPAT Coaching Class</b>	<b><a href="#">Click Here</a></b>
<b>Preplacement Session (25th - 30th nov 2019)</b>	<b><a href="#">Click Here</a></b>
<b>Preplacement training on Carrer Councelling (18th Dec 2019)</b>	<b><a href="#">Click Here</a></b>
<b>Preplacement training on Carrer Councelling (17th Dec 2019)</b>	<b><a href="#">Click Here</a></b>
<b>Preplacement talk for Novo nordisk Ms Nikitha G</b>	<b><a href="#">Click Here</a></b>

**KRUPANIDHI COLLEGE OF PHARMACY****Circular****Date:31/10/2019**

This is to inform all the teaching staff that every day one hour of GPAT coaching classes will be conducted for final year B.Pharm students. Requesting subject experts to conduct the classes as per the time table.

Thank you.

**PRINCIPAL**  
**PRINCIPAL**  
Krupanidhi College of Pharmacy  
Chikkabellandur, Carmelaram Post,  
Varthur Hobli, Bangalore - 560 035  
**PRINCIPAL**  
Krupanidhi College of Pharmacy  
Chikkabellandur, Carmelaram Post,  
Varthur Hobli, Bangalore - 560 035



## KRUPANIDHI COLLEGE OF PHARMACY

### Time Table-GPAT coaching class

Date	Time	Faculty
4/11/19	3.30-4.30 PM	Dr. Amit Kumar Das
5/11/19	3.30-4.30 PM	Dr. S V Rajendra
6/11/19	3.30-4.30 PM	Prof. Saifulla Khan
7/11/19	3.30-4.30 PM	Prof. Ranganath
11/11/19	3.30-4.30 PM	Dr. Preethi Sudheer
12/11/19	3.30-4.30 PM	Dr. Arshad Bashir Khan
13/11/19	3.30-4.30 PM	Prof. Chandramouli R
14/11/19	3.30-4.30 PM	Mrs. Jyothi Y
16/11/19	12.00-1.00 PM	Dr. Kuntal Das
18/11/19	3.30-4.30 PM	Mrs. Kavitha AN
19/11/19	3.30-4.30 PM	Mrs. Litha Thomas
20/11/19	3.30-4.30 PM	Mrs. Ashwini M
21/11/19	3.30-4.30 PM	Mr. Qumre Alam
22/11/19	3.30-4.30 PM	Mrs. Sayani Bhattacharya
23/11/19	12.00-1.00 PM	Dr. Paramita Das
25/11/19	3.30-4.30 PM	Dr. Sudha
26/11/19	3.30-4.30 PM	Mr. Vinod K Mathew
27/11/19	3.30-4.30 PM	Dr. Arti Mohan





PRINCIPAL  
Krupanidhi College of Pharmacy  
Chikkabellandur, Carmelaram Post,  
Varthur Hobli, Bangalore - 560 035



28/11/19	3.30-4.30 PM	Mr. Muthu Kumar
29/11/19	3.30-4.30 PM	Dr. Gnanavel
30/11/19	12.00-1.00 PM	Mrs. Anjali Nayak



  
**PRINCIPAL**  
Krupanidhi College of Pharmacy  
Chikkabellandur, Carmelaram Post,  
Varthur Hobli, Bangalore - 560 035

  
**PRINCIPAL**  
Krupanidhi College of Pharmacy  
Chikkabellandur, Carmelaram Post,  
Varthur Hobli, Bangalore - 560 035





**KRUPANIDHI COLLEGE OF PHARMACY, BANGALORE-35**

**GPAT-2019-20**

**LIST OF THE FINAL B PHARM STUDENTS FOR THE GPAT COACHING CLASS**

1. AISHWARYA S K
2. ANUSREE S KUMAR
3. ARCHANA M R
4. BHAVYA A
5. BHAWYASHREE A
6. CHAITHANYA B
7. DEEPSIKA CHHETRI
8. DIVYA M G
9. HEMALATHA P
10. JOTHI A
11. LIKITH S
12. MEGHALA N
13. MONISHA R
14. NANDHINI R
15. NAVYA Y N
16. PRATHIMA R
17. RAHIM BAGWAN
18. RAMYA A
19. SANGEETHA S BABU
20. SHAANYA JOHL
21. SHARVARI BHAT
22. SHWETHA R
23. SINDHUJA R
24. SONAM SINGH
25. SRIVIDYA R
26. SUSHMA M
27. TEJASWINI R
28. UMESH KUMAR SINGH
29. URGEN PALMO
30. USHA N
31. VIDHYA G
32. VIDI MEHRA
33. VINAY KUMAR C
34. VIVEK SHARMA
35. YUGAL BHATTARAI

  
PRINCIPAL  
Krupanidhi College of Pharmacy  
Chikkabellandur, Carmelaram Post,  
Varthur Hobli, Bangalore - 560 035

  
PRINCIPAL  
Krupanidhi College of Pharmacy  
Chikkabellandur, Carmelaram Post,  
Varthur Hobli, Bangalore - 560 035



KRUPANIDHI COLLEGE OF PHARMACY

GPAT COACHING CLASS

SYLLABUS 2016-2017

## PHYSICAL CHEMISTRY

### 1. Composition & physical states of matter

Intermolecular forces & their impact on the state of the matter. Various physical properties of matter, dipole moment, dielectric constant, Van Der Waal's equation & critical phenomenon, liquefaction of gases, aerosols.

### 2. Colligative Properties

The liquid state, vapor pressure, ideal & real solutions. Raoult's law, elevation of boiling point, depression of freezing point, osmotic pressure, determination of molecular weight based on colligative properties.

### 3. Thermodynamics

First, second & third law of thermodynamics. Thermochemical laws, isothermic & adiabatic processes, reversible processes, work of expansion, heat content, enthalpy, heat capacity. Gibb's & Helmholtz equation & chemical potential.

### 4. Refractive index

Refractive index, specific refractivity, molar refractivity, refractometers.

### 5. Solutions

Solubility, factors affecting solubility, solubility curves. Types of solutions, effect of co-solvency, pH & other factors on solubility. Solubility of gases in liquids, liquids in liquids, & solids in liquids, critical solution temperature, law of partitioning & its applications. Solute-solvent interactions. Expression of the concentration of pharmaceutical solutions & calculations. Molarity, molality, mole fraction & percentage expressions.

### 6. Electrochemistry

Properties of electrolyte solutions, electrolysis. Faraday's law of electrolysis, electron transport, electrical cell, single electrode potential, concentration cells, half-cells & half-cell potential, types of half cells, sign convention, Nernst equation, salt bridge, electromotive series, standard potential, SHE. Measuring the relative voltage of half cells, Calculation of standard potential. Reference & indicator electrodes. Standard oxidation-reduction potential.

## **7. Ionic equilibrium**

Theory of conductivity, equivalent conductance, mobility of ions, specific conductance.

## **8. Kinetics**

Order of reactions, derivation & internal form of rate laws, molarities of reaction, derivation of rate constants.



## PHYSICAL PHARMACY

### 1. Matter, properties of matter

States of matter, change in the state of matter, latent heat and vapor pressure, sublimation-critical point, eutectic mixtures, gases, aerosols- inhalers, relative humidity, liquid complexes, liquid crystals, glasses state, solid crystalline and amorphous polymorphism.

### 2. Micromeritics and powder rheology

Particle size and distribution, average particle size number and weight distribution, particle number, methods of determining particle size and volume, optical microscopy, sieving, sedimentation, determining surface areas, permeability, adsorption, derived properties of powders, porosity, packing arrangement densities, bulkiness and flow properties.

### 3. Surface and interfacial phenomenon

Liquid interface, surface and interfacial tensions, surface free energy, measurement of surface and interfacial tension, spreading coefficient, adsorption and liquid interfaces, surface active agents, HLB classification, solubilization, detergency, absorption at solid interfaces, solid gas and solid-liquid interfaces, complex films, electrical properties of interfaces.

### 4. Viscosity and rheology

Newtonian systems, law of flow, kinematics viscosity, effect of temperature, non- Newtonian systems, pseudoplastics, dilatant, plastic, thixotropy in formulations, determination of viscosity and thixotropy by capillary, falling ball, rotational viscometer, application of rheology in pharmacy

### 5. Dispersion systems

- a. Colloidal dispersions: Definition, types, properties of colloids, protective colloids, application of colloids in pharmacy.
- b. Suspensions and emulsions: Interfacial properties of suspended particles settling in suspension, theory of sedimentation, effect of Brownian movement, sedimentation of flocculated particles, sedimentation parameters, wetting of particles, significance of electrical properties in dispersions, controlled flocculation, flocculation in structured vehicles, rheological considerations, emulsions: types, theories, physical stability.

### 6. Complexation

Classification of complexes, methods of preparations and analysis, applications.

## 7. Buffer

Buffer equations and buffer capacity in general. Buffers in pharmaceutical systems, preparations and stability, buffered isotonic solutions. Measurements of tonicity calculations and methods of adjusting isotonicity.

## 8. Solubility

- a. Miscibility-influence of foreign substances ☐
  - three component systems;
  - ☐ dielectric constant and solubility,
  - ☐ solubility of solids in liquids
  - ☐ ideal and non-ideal solutions
  - ☐ solvation and association in solutions
  - ☐ solubility of salts in water
  - ☐ solubility of slightly soluble and weak electrolyte
  - ☐ calculating solubility of weak electrolytes as influenced by pH, influence of solvents on the solubility of drugs
  - ☐ combined effect of pH and solvents, distribution of solutes between immiscible solvents, effect of ionic dissociation and molecular association on partition, extraction, preservatives action of weak acids in emulsions, drug action and distribution coefficient.
- b. Concepts of dissolution and diffusion.



## ORGANIC CHEMISTRY

### 1. General principles

A brief review of classification & sources of organic compounds,  $sp^3$ ,  $sp^2$ ,  $sp$  hybridization, sigma & pi- bonds, bond lengths, bond angles & bond energies along with their significance in reactions should be carried out. An overview of bond polarization, hydrogen bonds, inductive effects, resonance, and hyperconjugation be taken. Concept of homolytic & heterolytic bond fission, acidity & basicity with different theories should be covered briefly. Ease of formation & order of stabilities of electron deficient & electron rich species along with the reasons for the same should be covered. Relationships between energy content, stability, reactivity & their importance in chemical reactions should be covered. Calculations for determining empirical & molecular formula should be covered.

### 2. Different classes of compounds

The following classes of compounds should be taught in detail with respect to their IUPAC / systematic nomenclature, industrial [wherever applicable] & laboratory methods of preparations, physical properties & chemical reactions with emphasis on reaction mechanisms [arrow based] & stereochemistry [wherever applicable].

- Alkanes [including cyclic compounds]
- Alkenes [including cyclic compounds]
- Alkynes [only open-chain compounds]
- Aliphatic hydroxyl compounds
- Alkyl halides
- Aldehydes & Ketones
- Carboxylic acids
- All functional derivatives of carboxylic acids.

### 3. Protection & deprotection of groups

Introduction to protection & deprotection of functional groups. Two examples each for amino, hydroxyl, & carbonyl groups. The significance of these in syntheses should be explained.

### 4. Aromaticity & chemistry of aromatic compounds

Concept of aromaticity, Huckel's rule & its use in determining the aromatic/non-aromatic

character of a compound. A brief coverage of structure of benzene. Detailed coverage of electrophilic & nucleophilic aromatic substitution reactions. Reactivity & orientation in these reactions. Reactivity & orientation in mono- & disubstituted benzenes. Benzyne mechanism.

### 5. Different aromatic classes of compounds

The following classes of compounds with respect to their IUPAC / systematic nomenclature, industrial [wherever applicable] & laboratory methods of preparations, physical properties & chemical reactions with emphasis on reaction mechanisms [arrow based] & stereochemistry [wherever applicable].

- ☐ Aromatic hydrocarbons.
- ☐ Phenolic compounds.
- ☐ Aromatic & aliphatic amines.
- ☐ Diazonium salts.
- ☐ Aromatic nitro- compounds, aryl halides, & ethers.

### 6. Polycyclic aromatic hydrocarbons

Syntheses & reactions with mechanisms of bi & tricyclic fused carbocyclic rings like naphthalene, anthracene, & phenanthrene.

### 7. Carbonyl Chemistry

Carbonyl chemistry involving group conversions & their reaction mechanisms along with stereochemistry wherever applicable.

- a. Wolf-Kishner reduction & Huang-Minlong modification.
- b. Reduction of arylsulfonyl hydrazine/hydrazones to alkanes.
- c. Bamford Steven reaction.
- d. DCC Oxidation of alcohol.
- e. Michael addition / 1,4-addition / conjugate addition.
- f. Mannich condensation / reaction.
- g. Robinson annulation.
- h. Stobbe condensation.
- i. Darzen's glycidic ester synthesis.
- j. Beckmann rearrangement.
- k. Baeyer Villiger rearrangement.
- l. Curtius, Wolff, & Lossen rearrangements.
- m. Willgerodt rearrangement.
- n. Pinacol-pinacolone rearrangement.



- o. Methylene transfer reactions. Use of diazomethane & sulphur ylides in the same.
- p. Mono- & dialkylations in 1,3-dicarbonyl compounds.
- q. Formation & use of enol ethers, enol acetates & enamines as protective groups & in regiospecific alkylations.

## 8. Heterocyclic Chemistry

IUPAC Nomenclature of heterocyclic rings [3-10 membered] containing O, S, & N atoms. Nomenclature of above rings containing mono-, di-, & multiple [same or different] heteroatoms should also be covered. Nomenclature of 2 & 3 fused rings containing mono-, di-, & multiple heteroatoms [same or different] should also be covered. Syntheses & reactions of three to six-membered rings in detail. Syntheses of five & six-membered rings containing mono- or any di-heteroatoms [O, S, & N]. Syntheses of quinoline, isoquinoline, benzoxazole, benzothiazole, & benzimidazole, benzotriazole, and benzothiazole.

## 9. Bridged rings

Bridged ring systems & their nomenclature.  $C_8$ ,  $C_9$ ,  $C_{11}$  bridged bicyclic alkanes. Chemistry of hexamine, morphan, biperiden, amantadine, diazabicyclo[2.2.2] octane

## 10. Kinetic & thermodynamic control

Kinetic & thermodynamic control of sulfonation, enolate anion formation & alkylation of enamine reactions.

## 11. Stereochemistry

Stereochemistry. Chirality & asymmetry [introduction of the same to S, P, & N]. Definition & classification [different types of isomerisms]. Enantiomers, diastereomers. Enantiomerism & diastereomerism. Meso compounds & their optical activity. Stereochemistry in acyclic compounds. Newman projection formulae & their significance. Conformational analysis of n-butane. Absolute & relative configuration. Assigning R & S configuration based on Cahn Ingold & Prelog system. Racemic mixture- its definition & resolution. Definitions of terms stereoselective, stereospecific, Enantiomeric excess & diastereomeric excess. Stereochemistry in cyclic systems. Conformations of cyclohexane. Cis-trans relationship in cyclohexane. Prediction of stability of different conformations of 1, 2- 1,3- & 1,4- disubstituted cyclohexanes. Effect of multiple substitutions on the stability of cyclohexane conformations. Chair conformations of cis-, & trans-decalins, perhydrophenanthrenes, & a tetracyclic steroidal nucleus. An introduction to atropisomerism.

## 12. Carbohydrates

Carbohydrates. Definition & classification. D & L nomenclature in sugars. Different ways of drawing / representing a sugar molecule [including cyclic Structure], interconversion of these representations. Anomers & epimers. Mutarotation. Reactions of glucose. Chain extension & chain reduction of a sugar.

## 13. Amino acids & proteins

Amino acids & proteins. Definition & classification. D & L Amino acids, natural, essential, & non-essential amino acids. Denaturation, Strecker, Gabriel phthalimide methods for the preparation of amino acids. Peptide bond & its formation. Two protective groups each, for  $-NH_2$  &  $-COOH$  functionalities during protein synthesis. Sequencing of a protein by chemical & enzymatic methods.

## 14. Pericyclic reactions

Pericyclic reactions. Concept of HOMO & LUMO. Drawing of HOMO & LUMO of 1, 3-butadiene, allylic cation, radical & anion, & 1, 3, 5-hexatriene, Diel's-Alder & retro Diel's Alder reaction.



## PHARMACEUTICAL CHEMISTRY

### I. Pharmaceutical Inorganic Chemistry

#### 1. Pharmaceutical Impurities

Impurities in pharmaceutical substances, sources, types & effects of impurities. Limit tests for heavy metals like lead, iron, arsenic, mercury & for chloride & sulphate as per Indian Pharmacopoeia [I. P.].

#### 2. Monographs

(a) Monograph & its importance, various tests included in monographs as per I. P. A study of the following compounds with respect to their methods of preparation, assay, & pharmaceutical uses of sodium citrate, calcium carbonate, copper sulphate, light & heavy kaolin, ammonium chloride & ferrous gluconate.

#### 3. Isotopes

Isotopes- stable & radioactive, mode & rate of decay. Types & measurement of radioactivity. Radiopharmaceuticals & their diagnostic & therapeutic applications in pharmacy & medicine such as  $^{125}\text{I}$ ,  $^{32}\text{P}$ ,  $^{51}\text{Cr}$ ,  $^{60}\text{Co}$ ,  $^{59}\text{Fe}$ ,  $^{99}\text{Tc-M}$ . Radiocontrast media, use of  $\text{BaSO}_4$  in medicine.

#### 4. Dentifrices, desensitizing agents, & anticaries agents

### II. Medicinal Chemistry

#### 5. Therapeutic classes of drugs

The following topics should be dealt with covering nomenclature [including stereochemical aspects], biological activity [including side & toxic effects], mode of action, structure-activity relationship [where ever applicable] & syntheses of reasonable molecules.

1. General anesthetics.
2. Local anesthetics.
3. Diagnostic agents.
4. Coagulants, anticoagulants & plasma expanders.
5. Antiseptics, disinfectants, sterilants, & astringents.
6. Purgatives, laxatives & antidiarrhoeal agents.

#### 6. Various classes of therapeutic agents

A detailed study of the following classes with respect to drug nomenclature, classification, physicochemical properties, mode of action [MOA], structure-activity relationships [SAR],

wherever applicable, synthesis of simple & prototype molecules, drug metabolism, therapeutic uses & side effects. Drug resistance, wherever applicable, should be covered in respective classes of drugs.

- a. Antimalarials
- b. Antiamoebic agents.
- c. Anthelmintic agents.
- d. Antibacterial sulpha drugs [only].
- e. Quinolone antibacterials.
- f. Antimycobacterial drugs.
- g. Antifungal agents.
- g. Antiviral agents including HIV & anti-HIV drugs.
- h. Thyroid & antithyroid drugs.
- i. Antiallergic agents.
- j. Antiulcer agents & Proton Pump Inhibitors.
- k. Hypoglycemic agents.

### **7. Different classes of therapeutic drugs**

A detailed study of the following classes with respect to drug nomenclature, classification, physicochemical properties, mode of action [MOA], structure-activity relationships [SAR], wherever applicable, synthesis of simple & prototype molecules, drug metabolism, therapeutic uses & side effects. Drug resistance, wherever applicable, should be covered in respective classes of drugs.

- I.
  - a. Sedative-hypnotics
  - b. Antiepileptic agents.
  - c. Neuroleptics.
  - d. Anti-anxiety drugs.
- II. Antibiotics. Penicillins, cephalosporins & other beta-lactam antibiotics like imipenem & aztreonam. Beta-lactamase inhibitors such as clavulanic acid & sulbactam. Chloramphenicol. Tetracyclines. Aminoglycoside antibiotics. Macrolide antibiotics. Lincomycins. Polypeptide antibiotics. Anticancer antibiotics.
- III. Steroids. Corticosteroids [gluco- & mineralocorticoids] & anti-inflammatory steroids. Sex steroids. Male & female contraceptive agents. Anabolic steroids. Anticancer agents.

### **8. Different classes of therapeutic drugs**

A detailed study of the following classes with respect to drug nomenclature, classification, physicochemical properties, mode of action [MOA], biosynthesis, structure-activity



relationships [SAR], wherever applicable, synthesis of simple & prototype molecules, drug metabolism, therapeutic uses & side effects. Drug resistance, wherever applicable, in respective classes of drugs.

- I. Narcotic [centrally acting] analgesics [analgetics]. Morphine & all its structural modifications [peripheral & nuclear]. Narcotic agonists & antagonists [dual & pure]. Non-narcotic analgesics [NSAIDS]. Difference between narcotic & non-narcotic agents.
  - II. Adrenergic drugs. Neurotransmitters & their role. General & specific adrenergic agonists & antagonists [up to alpha-2 & beta-2 only].
  - III. Cholinergic agents. Muscarinic & nicotinic cholinergic agonists & antagonists [up to M<sub>2</sub> & N<sub>2</sub>]. Neuronal [transmission] blockers.
  - IV. Drugs used in neuromuscular disorders. Drugs used in the treatment of Parkinson's disease. Central & peripheral muscle relaxants.
  - V. Hypertensive, antihypertensive, & antianginal agents.
  - VI. Diuretics.
  - VII. Eicosanoids. Prostaglandins, prostacyclins, & thromboxanes. Their biochemical role, biosynthesis, & inhibitors.
9. Introduction to quantitative structure-activity relationship. [QSAR]. Linear free energy relationship. Hammett's equation. Use of substituent constants such as  $\pi$ ,  $\sigma$ ,  $E_s$ , & physicochemical parameters such as  $pK_a$ , partition coefficient,  $R_m$ , chemical shifts, molar refractivity, simple & valance molecular connectivity to indicate electronic effects, lipophilic effects, & steric effects. Introduction, methodology, advantages & disadvantages/limitations of Hansch analysis.
10. Asymmetric synthesis. Chirality, chiral pool, sources of various naturally available chiral compounds. Eutomers, distomers, eudismic ratio. Enantioselectivity & enantiospecificity. Enantiomeric & diastereomeric excess. Prochiral molecules. Asymmetric synthesis of captopril & propranolol.
11. Combinatorial chemistry. Introduction & basic terminology. Databases & libraries. Solid phase synthesis technique. Types of supports & linkers, Wang, Rink, & dihydropyran derivatized linkers. Reactions involving these linkers. Manual parallel & automated parallel synthesis. Houghton's tea bag method, micromanipulation, recursive deconvolution. Mix & split method for the synthesis of tripeptides. Limitations of combinatorial synthesis. Introduction to throughput screening.

## PHARMACEUTICS

### 1. Pharmacy Profession & Introduction to Pharmaceuticals

Pharmacy as a career, evaluation of Pharmacy, earlier period middle to modern ages. Definition, importance of pharmaceuticals, areas concerned, scope of Pharmaceutics, history and development of the profession of Pharmacy and Pharmaceutical industry in India. A brief review of present Indian Pharma. Industry in global perspective.

### 2. Introduction to dosage form

Definition of the drug. New drug and dosage form. The desirable properties of a dosage form, the need of dosage form. Ideas about the available type of dosage forms and new drug delivery system.

### 3. Sources of drug information

Introduction to Pharmacopoeia with reference to IP, BP, USP and International Pharmacopoeia. Study of structure/features (index) general notice and compartment of monographs of excipients, drug and drug product. Other sources. Textbooks, journals, internet (drug information system, online database, patient/ consumer information and non- print material. Classification of information, primary, secondary and tertiary. Nomenclature of the drug.

### 4. Allopathic dosage form

Merits/demerits, importance, formulation development - vehicles/excipients with examples for the dosage form: liquid dosage form: monophasic liquid dosage form. Aromatic waters, syrup, elixir, linctus, lotion, liniment, glycerites, solutions, spirits, ENT preparations, mixtures, paints, mouthwash.

### 5. Crude extract

Infusion, decoction, maceration, percolation, tincture and extract. Methods of preparations of dry, soft and liquid extract.

### 6. Allergenic extract

Types of allergens, preparation of extract, testing and standardization of extracts.



## **7. Biological products**

Absorbable and non-absorbable material types, sutures and ligatures, processing, manufacturing, sterilization, packing, QC tests of materials like catgut and nylon.

## **8. Pharmaceutical Plant, location, layout**

Plant location and layout of an industry. Various factors affecting locational aspects of chemical and pharmaceutical plants. The layout of plant building and importance of flow sheet, the difference between scientific process and technological process, the layout of various departments, equipment, and product layout v/s process layout.

## **9. Dosage Form Necessities and Additives**

Antioxidants, preservatives, coloring agents, flavoring agents and diluting agents, emulsifying agents, suspending agents, ointment bases, solvents, and others.

## **10. Powders**

Advantages and limitations as dosage form, manufacturing procedure and equipment, special care and problems in manufacturing powders, powders of IP, effervescent granules and salts.

## **11. Capsules**

Hard gelatin capsules, shell formulation and manufacturing, capsule sizes, storage, filing, cleaning process general formulation contents and evaluation. Soft gelatin capsules, shell formulation, formulation contents, filing, sealing and storage. Microencapsulation, advantages, encapsulation materials, methods of microencapsulation, I.P. formulations

## **12. Tablets**

Types, ideal requirement, classification, granulation methods, general formulation, compression machines, different types of tooling's, difficulties in tableting, troubleshooting aspects, evaluation, sugar coating, compression coating, film coating, problems in tablet coatings and their troubleshooting aspects. IP formulations.

## **13. Parenterals - product requiring sterile packaging**

Definition, types advantages and limitations, general formulation, vehicles, production procedure, production facilities, controls, tests, selected IP injections, sterile powders, implants, emulsions, suspensions.

## **14. Suspensions**

Formulation of deflocculated and flocculated suspension, manufacturing procedure, evaluation methods, IP suspensions.

### **15. Emulsions**

Types, emulsifying agents, general formulation, manufacturing procedure, evaluation methods, IP emulsions.

### **16. Suppositories**

Ideal requirements, bases, manufacturing procedure, evaluation methods, IP products.

### **17. Semisolids**

Definitions, bases, general formulation, manufacturing procedure, evaluation methods, IP products.

### **18. Liquids (solutions, syrups, elixirs, spirits, aromatic water, liquid for external uses)**

Definition, types, general formulation, manufacturing procedure, evaluation methods, IP products.

### **19. Pharmaceutical Aerosols**

Definition, propellants, general formulation, manufacturing and packaging methods, pharmaceutical applications. Impacts of propellants on the environment.

### **20. Ophthalmic preparations**

Requirement, formulation, methods of preparation, containers, evaluation, IP products.

### **21. Preformulations**

Consideration of Importance, physical properties, physical forms, particle size, crystal forms, bulk control, solubility, wetting, flow cohesiveness, compressibility, organoleptic properties and its effect on final product consideration of Chemical properties, hydrolysis, oxidation, racemization, polymerization, isomerization, decarboxylation, enzymatic decomposition, formulation additives, stabilizers, suspending and dispersing agents dyes, solid excipients etc. and its effect on quality of finished product.

### **22. Stability of formulated products**

Requirements, drug regulatory aspects, pharmaceutical products stability, shelf life, overages, containers, closures.

Reaction rate and order, acid-base catalysis, destabilization and accelerated stability testing.

### **23. Prolonged Action Pharmaceuticals**

Benefits, limitations, oral products, terminology, drug elimination rate, types and construction of implants products, product evaluation, parenteral products, absorption and evaluation.

### **24. Novel Drug delivery system**

Critical fluid technology, transdermal drug delivery system, controlled drug delivery system, multiple emulsion, nanoparticles, targeted drug delivery system, aerosols, inhalation & new products reported etc.

### **25. GMP and Validation**

Introduction to GMP, QC and QA. Concept and need of good manufacturing practice guidelines. Elements of GMP covering controls of area and processes and product. Regulations related to GMP. Introduction of the validation process. Types of validation. The brief methodology of process, equipment and instrument validation.

### **26. Packaging Materials**

Role and features of Pharmaceutical packing materials. Glass, plastic, rubber, metal and paper as pharmaceutical packaging material. General quality control of pharmaceutical packages. Primary, secondary and tertiary packaging materials. Child resistant and pilfer-proof packaging.

### **27. Cosmetics**

Formulation and preparation of dentifrices, hair creams, lipsticks, face powders, shaving preparations, skin creams, shampoos, hair dyes, depilatories, manicure preparations etc.

### **28. Pilot plant scale-up techniques**

Need, organization and layout, scale-up techniques for solid and liquid dosage forms. Technology transfer.



## PHARMACOLOGY

### 1. General Pharmacology

Introduction to Pharmacology- Definition, scope and source of drugs, dosage forms and routes of drug administration. Pharmacodynamics-Mechanism of drug action, Receptors, classification and drug-receptor interactions, combined effects of drugs, factors modifying drug actions.

Pharmacokinetics-Mechanism and principle of absorption, distribution, metabolism and excretion of drugs. Principles of basic and clinical pharmacokinetics. Pharmacogenetics. Adverse drug reactions.

Discovery and development of new drugs-Preclinical and clinical studies.

**Detailed pharmacology including classification, mechanism of action and therapeutic uses of following classes:**

### 2. Neurohumoral transmission in autonomic and central nervous system:

Neurohumoral transmission (Autonomic and somatic). Neurohumoral transmission in the C.N.S with special emphasis on Pharmacology of various neurotransmitters. Nitric oxide: Biosynthesis of nitric oxide and its physiological role.

Therapeutic use of nitric oxide and nitric oxide donors. Clinical condition in which nitric oxide may play a part.

#### **Peptides and proteins as mediators:**

General Principal of peptide pharmacology Biosynthesis and regulation of peptides Peptide antagonists. Protein and peptide as drugs.

### 3. Pharmacology of peripheral nervous system

Parasympathomimetics, Parasympatholytics, Sympathomimetics, Sympatholytics, Ganglionic stimulants and blockers. Neuromuscular blocking agents and skeletal muscle relaxants (peripheral).

Local anesthetic agents. Drugs used in Myasthenia Gravis.

### 4. Pharmacology of central nervous System

General anesthetics. Alcohols and disulfiram. Sedatives, hypnotics and centrally acting muscle relaxants, Psychopharmacological agents: Antipsychotics, antidepressants, anti-anxiety agents, anti-manics and hallucinogens.

Anti-epileptic drugs. Anti-parkinsonism drugs. Nootropics.

Narcotic analgesics, drug addiction, drug abuse, tolerance and dependence.

### 5. Pharmacology of cardiovascular system

Introduction of hemodynamics and Electrophysiology of heart.

Anti-hypertensive drugs, Anti-anginal agents, Anti-arrhythmic drugs.  
 Drugs used in congestive heart failure. Anti-hyperlipidemic drugs. Drugs used in the therapy of shock.  
 Haematinics, anticoagulants and haemostatic agents.  
 Fibrinolytics and antiplatelet drugs.  
 Blood and plasma volume expanders.

## **6. Drugs acting on urinary system**

Diuretics and anti-diuretics.

## **7. Drugs acting on Respiratory system**

Anti-asthmatic drugs, Mucolytics and nasal decongestants, Anti-tussives and expectorants.  
 Respiratory stimulants

## **8. Pharmacology of Endocrine system**

Basic concepts in endocrine pharmacology. Hypothalamic and pituitary hormones. Thyroid hormones and antithyroid drugs, Parathormone, Calcitonin and vitamin-D. Insulin, oral hypoglycemic agents and glucagon. ACTH and corticosteroids. Androgens and anabolic steroids. Estrogens, progesterone and oral contraceptives. Drugs acting on the uterus.

## **9. Chemotherapy**

General principles of chemotherapy. Sulphonamides and co-trimoxazole.  
 Antibiotics- Penicillins, cephalosporins, chloramphenicol, Macrolides, quinolones and fluoroquinolones, Tetracyclines. Aminoglycosides and miscellaneous antibiotics.  
 Chemotherapy of tuberculosis, leprosy, fungal diseases, viral diseases, AIDS, protozoal diseases, worm infections, urinary tract infections and sexually transmitted diseases.  
 Chemotherapy of malignancy.

## **10. Autacoids and their Antagonists**

Histamine, 5-HT and their agonists and antagonists.  
 Prostaglandins, thromboxanes and leukotrienes. pentagastrin, cholecystikinin, angiotensin, bradykinin and substance P., Analgesic, anti-pyretic, anti-inflammatory and anti-gout drugs.

## **11. Pharmacology of drug acting on the gastrointestinal tract**

Antacids, anti-secretory and antiulcer drugs.  
 Laxatives and antidiarrheal drugs. Appetite stimulants and suppressants. Digestants and carminatives. Emetics and anti-emetics.

## **12. Chronopharmacology**

Definition of rhythm and cycles. Biological clocks and their significance leading to

chronotherapy.

**13. Immunopharmacology**

Immunostimulants and immunosuppressants.

**14. Vitamins & Minerals**

Vitamin deficiency diseases and their management. Role of minerals in health & diseases.

**15. Principles of toxicology**

Definition of poison. General principles of treatment of Poisoning. Treatment of poisoning due to Heavy metals, insecticides, opioids and other addict forming drugs. Study of acute, sub acute and chronic toxicity as per OECD guidelines (guidelines 420,423,425,407,408,451/452; only names and significance, detailed procedures and minute details are not expected).



## PHARMACOGNOSY

### 1. Introductory Pharmacognosy

Historical development, modern concept and scope of Pharmacognosy. The significance of Pharmacognosy in various systems of medicine practiced in India *viz*: Ayurveda, Unani, Homeopathic and Siddha.

### 2. Classification of crude drugs

Based on alphabetical, morphological, pharmacological, chemical, taxonomical and chemotaxonomic methods: organized and unorganized drugs: official and unofficial drugs. Plants, animals and minerals: marine products: plant tissue culture.

### 3. Factors influencing quality of crude drugs

Exogenous factors: temperature, rainfall, daylight, altitude and soil. Endogenous factors: Mutation, polyploidy, & hybridization in medicinal plants. Production factors including collection, drying, storage and transport methods.

Study of morphological and histological characters of crude drugs, Ergastic cell inclusions, anatomical structures of both monocot and dicot stems, leaves and roots: barks, fruits and seeds.

### 4. Techniques in microscopy

Details of mountants, clearing agents, chemomicroscopic (microchemical) reagents.

### 5. Introduction to phytoconstituents

Definition, classification, chemical tests and pharmaceutical importance of: carbohydrates and their derivatives, fats and proteins, alkaloids, glycosides, flavonoids, steroids, saponins, tannins, resins, lipids and volatile oils.

### 6. Principles of plant classification

Diagnostic features and medicinal significance of important plants with special reference to:

**Algae:** Rhodophyceae (Agar, Alginic acid, Diatoms).

**Fungi:** Ergot, Yeast and penicillium.

**Gymnosperm:** Pinaceae (Turpentine, Colophony), Gnetaceae (Ephedra).

**Angiosperm:** Apocynaceae, Asteraceae, Lamiaceae, Rubiaceae, Rutaceae, Solanaceae, Scrophulariaceae, Leguminosae, Papaveraceae, Acanthaceae and Apiaceae.

**Pteridophytes:** Male fern.

### **7. Pharmaceutical aids**

Biological sources, chemical constituents, adulterants and uses of: Starches, acacia gum, tragacanth, sterculia, guar gum, pectin, arachis oil, castor oil, sesame oil, cottonseed oil, olive oil, cotton, silk, wool, regenerated fibers, asbestos, kaolin, prepared chalk, kieselguhr.

### **8. Animal products**

Biological sources, chemical constituents, adulterants and uses of: Shellac, cochineal, cantharides, woolfat, lard, beeswax, honey, musk, lanolin, gelatin.

### **9. Plant products**

Introduction to plant bitters, sweeteners, nutraceuticals, cosmeceuticals and photosensitizing agents.

### **10. Toxic drugs**

Study of allergens, hallucinogens, narcotics.

### **11. Enzymes**

Biological sources, preparation, characters, and uses of: diastase, papain bromelain, ficin, yeast, pancreatin, urokinase, pepsin, trypsin, penicillinase, hyaluronidase and streptokinase.

### **12. Natural pesticides and insecticides**

Introduction to herbicides, fungicides, fumigants and rodenticides tobacco, pyrethrum, & neem.

### **13. Adulteration and evaluation of crude drugs**

Different methods of adulteration: Evaluation of drugs by organoleptic, microscopic, physical, chemical and biological methods. Deterioration of herbal drugs by insects.

### **14. Quantitative microscopy**

Definition and determination of stomatal index, stomatal number, palisade ratio, vein islet number, vein termination number, lycopodium spore method. Micrometers and measurement of microscopic characters.

### **15. Biogenetic pathways**

Formation of primary and secondary metabolites. Study of Calvin cycle, TCA cycle, Shikimic acid pathway, Embden-Mayerhoff pathway, acetate hypothesis, isoprenoid pathway. Biosynthesis of carbohydrates, lipids and volatile oils.

### **16. Carbohydrates & lipids**

Biological sources, salient morphological features, chemical constituents, and uses of: Plantago, bael, chaulmoogra oil, neem oil, shark liver oil, cod liver oil, guggul lipids.

### **17. Tannins**

Biological sources, morphology, chemical constituents, chemical test and uses of: Pale catechu, black catechu, nutgalls, *Terminalia belerica*, *Terminalia chebula*, *Terminalia arjuna*.

### **18. Volatile oils**

Biological sources, morphology, chemical constituents, adulterants and uses of: Black pepper, turpentine, mentha, coriander, cardamom, cinnamon, cassia, lemon peel, orange peel, lemongrass, citronella, cumin, caraway, dill, spearmint, clove, anise, star anise, fennel, nutmeg, eucalyptus, chenopodium, ajowan, sandalwood.

### **19. Resinous drugs**

Classification, formation, sources, chemical constituents, identification test, adulterants and uses of: benzoin, Peru balsam, tolu balsam, colophony, myrrh, asafoetida, jalap, colocynth, ginger, turmeric, capsicum, cannabis, podophyllum.

### **20. Glycosides**

Nature and classification. Biological sources, morphology, chemical constituents, adulterants and uses of: Digitalis, strophanthus, squill, thevetia, oleander, cascara, aloe, rhubarb, senna, quassia, dioscorea, quillaia, glycyrrhiza, ginseng, gentian, wild cherry, withania, bitter almond. Biosynthesis of cardiac and anthraquinone glycosides.

### **21. Alkaloids**

Nature, classification, biological sources, morphology, chemical constituents, adulterants and uses of: Areca nut, belladonna, hyoscymous, stramonium, duboisea, coca, coffee, tea, cinchona, opium, ipecac, nux vomica, ergot, rauwolfia, vinca, kurchi, ephedra, colchicum,

vasaca, pilocarpus, aconite, *Solanum xanthocarpum*. Biosynthesis of tropane, cinchona and opium alkaloids.

## 22. Extraction and Isolation Techniques

General methods used for the extraction, isolation and identification of alkaloids, lipids, glycosides, flavonoids, saponins, volatile oils and resins. Application of column, paper and thin layer chromatographic techniques, for the isolation of phytopharmaceuticals.

## 23. Phytopharmaceuticals

Isolation, identification and estimation of: caffeine, eugenol, digoxin, piperine, tannic acid, diosgenin, hesperidin, berberine, calcium sennosides, rutin, glycyrrhizin, menthol, ephedrine, quinine, andrographolides and guggul lipids.

## 24. Quality control and Standardization of herbal drugs

Quality control of herbal drugs as per WHO, AYUSH and Pharmacopoeial guidelines-Extractive values, ash values, chromatographic techniques (TLC, HPTLC and HPLC) for determination of chromatographic markers. Determination of heavy metals, insecticides, pesticides and microbial load in herbal preparations.

## 25. Herbal formulations

Principals involved in Ayurveda, Sidha, Unani, Chinese and Homeopathic systems of medicines. Preparation of Ayurvedic formulations like aristas, asava, ghutika, tailia, churna, avaleha, ghrita and bhasmas: Unani formulations like majooms, Safoofs. Determination of alcohol contents in arishtas & asavas.

## 26. Worldwide trade of crude drugs and volatile oils

Study of drugs having high commercial value and their regulations pertaining to trade.

## 27. Herbal cosmetics

Importance of herbals as shampoos (soapnut), conditioners and hair darkeners, (amla, henna, hibiscus, tea), skin care (aloe, turmeric, lemon peel, vetiver).

## 28. Traditional herbal drugs

Common names, sources, morphology, active constituents and uses (traditional, folklore), pharmacological and clinical uses of: *punarnava* (*Boerhaviadiffusa*), shankhpushpi (*Convolvulus*



*microphylla*), lehsun (*Allium sativum*), guggul (*Commiphora mukul*), kalmegh (*Andrographis peniculata*), tulsi (*Ocimum sanctum*), valerian (*Valerian officinalis*), artemisia (*Artemisia annua*), chirata (*Swertia chirata*), ashoka (*Saraca indica*).

### **29. Plants based industries and research institutes in India**

Knowledge about the herbal products being manufactured by premier herbal industries and thrust area of the institutes involved in plant research.

### **30. Patents**

Indian and International patent laws, proposed amendments as applicable to herbal/natural products and processes: Intellectual Property Rights with special reference to phytoconstituents.

### **31. Ayurvedic system of medicine**

Theory, basic concept, diagnosis, various branches of treatment in ayurveda, types of the drug formulation in Ayurveda and important Ayurvedic drugs and their uses, formulation of asavas, arishtas, watika, churna, tailas, ghruta, lep.

### **32. Homeopathic system of medicine**

Theory, basic concept, diagnosis, treatment, source of homeopathic medicines and important homeopathic drugs and their uses

## PHARMACEUTICAL ANALYSIS

### 1. Importance of quality control in pharmacy

### 2. Acid-base titrations

Definitions of acids & bases according to Arrhenius & Lewis theory. Definitions of normality, molarity, molality, & equivalent weight. Primary & secondary standards with examples & differences between them. Standardization of strong acids & bases using primary & secondary standards. Preparation of standard solutions of & calculations of equivalent weights of oxalic acid, potassium acid phthalate, calcium chloride dihydrate, & sodium carbonate. Calculation of factors involved in standardization of sodium hydroxide, hydrochloric acid, & oxalic acid. Direct, back & differential titrations. Application of direct & back titrations to preparations like boric acid & borax in a mixture, ammoniated mercury, milk of magnesia, & zinc oxide ointment.

Law of mass action, acid-base equilibria, pH scale, pH & hydronium ion concentrations in aqueous systems, calculations of pH for weak acids & weak bases. Use & applications of pH meter. Hydrolysis of salts. Strengths of acids & bases, dissociation constant.

Theory of acid-base indicators. Neutralization [titration] curves.

Definition, different types of buffers [chemical & biological], & their composition. Buffer capacity, buffered isotonic solutions. Calculations involving preparation of various buffer capacity solutions. Biological & pharmaceutical applications of buffers.

### 3. Non-aqueous titrations

Acid-base definitions according to Lowry-Bronsted, Lewis & Arrhenius concept. Factors affecting strengths of acids & bases. Intrinsic structure & surrounding environment. Protophilic, protogenic, amphiprotic & aprotic solvents. Acid-base equilibria in non- aqueous media. Titrants & indicators used for the assay of acidic & basic substances. Preparation of perchloric acid, formation of onium ion. Assay of 1<sup>o</sup>, 2<sup>o</sup>, 3<sup>o</sup> amines & amine hydrochlorides using perchloric acid & the reactions involved in it. Standardization of sodium ethoxide solution. Assay of phenols & phenobarbitone. General applications of non-aqueous titrations

### 4. Oxidation-reduction titrations

Definition of oxidation, reduction, oxidizing & reducing agent. Equivalent weight, the concept of half reactions. Systematic balancing of half reactions with respect to:

- a. Oxalic acid-KMnO<sub>4</sub>,
- b. FeSO<sub>4</sub>-ceric nitrate, &
- c. I<sub>2</sub>-sodium thiosulphate solution titrations.

Calculation of equivalent weight of oxalic acid, KMnO<sub>4</sub>, FeSO<sub>4</sub>, permanganate & I<sub>2</sub> from half-reactions. Calculation of factors for titrations mentioned in a, b & c.

- a) Redox titrations:  
KMnO<sub>4</sub> as a self indicator, its preparation, standardization, & use in the assay of ferrous gluconate tablets, H<sub>2</sub>O<sub>2</sub>, & NaNO<sub>2</sub> solution.
- b) Iodimetric & iodometric titrations. Definitions & difference between iodimetry & iodometry. Preparation, standardization of iodine solution. Assay of ascorbic acid & sulphur ointment by iodimetry. Assay of copper sulphate & ferric chloride by iodometry.
- c) Bromometric titrations.
- d) Iodate titrations. Definition. Preparation, standardization & use of KIO<sub>3</sub> in the assay of ascorbic acid & KI.
- e) Cerimetric titrations. Preparation, standardization & use of ceric solutions in the assay of paracetamol tablets. Its advantages over permanganate solutions.
- f) Bromine titrations. Preparation, standardization & use of bromine solution in the assay of phenol & isoniazid tablets.
- g) Potassium dichromate titrations. Preparation, standardization & use of potassium dichromate solution in the assay of ferrous ammonium sulphate.

## 5. Precipitation titrations

The principle of solubility product & sparingly soluble salts.

Titriments & indicators used in Mohr's, Volhard's, & Fajan's methods. Preparation & standardization of silver nitrate & ammonium thiocyanate solutions. Assay of sodium chloride by Mohr's method, use of nitrobenzene in the assay of halides, ammonium chloride, & thiourea by Volhard's method. Calculation of factors in argentometric titrations. Titration curve method. General applications of precipitation titrations.

## 6. Complexometric titrations

Difference between double salts & co-ordinate compounds. Definitions of coordination number of metal ions, ligands- uni-, bi-, & multidentate. Complexing, chelating, & sequestering agents with respective examples. Structure of complexes of platinum with ammonia. Ethylenediamine tetraacetate [EDTA] as a multidentate ligand in complexometry. Coordinate compounds of

EDTA with bi-, tri-, & tetravalent metal ions. Stability of complexes & factors affecting it, use of buffers in EDTA titrations. Selective analysis of ions based on pH adjustments, use of masking & demasking agents, pM or metal ion indicators. Standardization of EDTA solution, titration curves, and examples of assays carried out by direct & back titrations & by replacement of one complex by the other. Applications of complexometry in the assays of calcium gluconate, milk of magnesia, zinc undecenoate ointment, & aluminium hydroxide gel. Assay of NaF by indirect titration.

## **7. Gravimetry**

Principles of gravimetry. Factors affecting precipitation, formation, & properties of the precipitate. Colloidal state. Impurities in the precipitate, conditions of precipitation. Precipitation from homogenous solutions, washing, drying, & ignition of the precipitate. Experimental techniques of drying & ignition. Applications of gravimetry in pharmacy.

## **8. Extraction techniques**

Liquid-liquid extraction, separation of mixtures by extraction. Distribution law. Successive & multiple extraction [Craig method], continuous counter-current extraction. Effect of temperature & pH on extraction. Inert solute, associate ion pair formation, emulsion problem in extractions. Applications in pharmacy.

## **9. Potentiometry**

Theory, ion-selective electrodes, measurement of potential, red-ox titration curve, pH measurement, the relation of pH to potential. Applications in pharmacy.

## **10. Miscellaneous methods of analysis**

Diazotization titrations. Kjeldahl nitrogen estimation. Karl Fisher titrations. Liquid geleniumals. Oxygen flask Determination of alcohol content in liquid geleniumals. Oxygen flask combustion method.

## **11. Calibration**

Calibration of instruments.

## **12. General principles of spectroscopy**

Wave-particle duality, wave properties, particulate properties. Line & band spectrum.

Electromagnetic spectrum. Absorption & emission spectroscopy. Understanding of terms such as absorbance, transmittance, absorptivities, molar absorptivity,  $E_{1\text{cm } 1\%}$ ,  $\lambda_{\text{max}}$ , the effect of solvent & pH on  $\lambda_{\text{max}}$ .

### **13. Ultraviolet-visible Spectrometry**

Different electronic transitions. Auxochromes & their effects, auxochromic, bathochromic & hypsochromic shifts [red & blue shifts]. Beer-Lambert law, its derivation, deviations in Beer's law. Single & double beam spectrophotometers covering sources of radiations, different monochromators, detectors such as barrier cell, photocell, photomultiplier tube. Photodiode array detector. Applications of this technique in qualitative & quantitative estimations giving emphasis on problem-solving. Fieser-Woodward rules for calculations of theoretical  $\lambda_{\text{max}}$  values.

### **14. Spectrofluorimetry**

Principle, definitions & types of luminescence. Mechanism of fluorescence & phosphorescence. Singlet & triplet states & intersystem crossing. Fluorescence yield & factors affecting it. Quenching of fluorescence & fluorescence quenchers. Structure & fluorescence. A brief discussion of instrumentation. Applications of fluorimetry in pharmacy.

### **15. Flame photometry & atomic absorption spectrometry**

Principle & instrumentation with emphasis on working & importance of different components. Temperature, flame absorption & emission profiles. Interferences & their avoidance. Quantitative estimations & applications.

### **16. Infrared spectrometry**

Infrared region in EM spectrum. The principle, different stretching & bending vibrations. Components [& their working] of a dispersive instrument. Fourier transform [FT] technique, FT instruments & their comparison with dispersive instruments. Sample handling techniques. Functional group & fingerprint regions in the spectrum. Functional groups identification & their use in the characterization of compounds. Problems based on the identification of functional groups from spectra of unknown compounds.

### **17. Proton nuclear magnetic resonance spectrometry**

The principle involved in the technique. Knowledge about fundamental terms involved such as quantized absorption, flipping of nucleus, spin number, magnetic moment, magnetogyric ratio, relaxation, etc. Equations relating these terms to the frequency of radiation & magnetic field



[without derivation of the equations]. Types of relaxation processes. Low & high-resolution instruments. A brief discussion on the low-resolution instrumentation [60 MHz]. Quantitative knowledge of the relationship between MHz & magnetic field. An introduction to superconductivity magnets. Solvents & reference standards used. Setting up of NMR scale. Sample preparation. Shielding & deshielding of a proton & its effect on chemical shifts. Discussion on & importance of equivalent & non equivalent protons [number of signals], chemical shifts [position of signal] & their calculation from the spectrum, chemical shifts of different H's, splitting [multiplicity] of a signal, coupling constants [J values] , integration [area under the signal]. Importance of these terms in identification [or confirmation] of different functional groups. Significance & contribution of J value in stereochemistry. Prediction [expected theoretical values] of chemical shifts & multiplicities for all protons from simple structures containing up to 12-15 carbons. An introduction to FT-technique & its significance in <sup>13</sup>C-NMR spectrometry.

### **18. Mass spectrometry**

Principle. Low & high-resolution instruments. Components & importance of each in brief. Different types of mass spectrometric techniques. Brief knowledge of Chemical Ionization mass spectrometry. Calculations of hydrogen deficiency index [HDI] or unsaturation index [UI]. Base or parent peak, molecular ion, M + 1, M + 2 peaks. Calculations of molecular weight based on M +1 & M + 2 peaks. Formation of molecular ion & further fragmentation. Rearrangements in mass spectrometry. Major modes of fragmentations of hydrocarbons, hydroxyl compounds, halogen compounds, aldehydes, ketones, carboxylic acids, and amines. Introduction [only] to recent advances in MS.

### **19. Polarography.**

Principle & instrumentation. Ilkovich equation [no derivation] & its importance. Dropping mercury electrode [DME], saturated calomel electrode. Liquid-liquid junction potential, polarographic cell. Explanation of origin of the S-shaped C-V curve. Applications of this technique. Amperometric titrations, principles, instrumentation, & applications.

### **20. Nephelometry & Turbidimetry**

Principles, Tyndall effect. Duboscq turbidimeter. Eeel's nephelometer. Applications.

### **21. Chromatography.**

Principle, rate & plate theory, Van Deemter equation & the parameters affecting separation/band broadening. Classification of chromatography, retention factor. A detailed

study of thin layer chromatography [TLC], preparative TLC, paper chromatography [PC], column chromatography, gas chromatography [GC / GLC].

Qualitative & quantitative applications of the above techniques. An introduction to high performance TLC [HPTLC], comparison of TLC & HPTLC. A brief introduction to high pressure / performance liquid chromatography [HPLC].

## **22. Miscellaneous**

An introduction to electrophoresis. An introduction to lasers & masers.

Statistical treatment to experimental data. Sampling techniques & applications in pharmaceutical industry.

## BIOCHEMISTRY

### 1. Cell

Revision of ultrastructure of the cell, functions of various cellular constituents. Applications of biochemical principles to the pharmacy.

### 2. Carbohydrates

Types of carbohydrates, their functions, digestion, & absorption. Aerobic & anaerobic oxidation with energetics. Glycogenesis, glycogenolysis, & gluconeogenesis. Hexose monophosphate shunt [HMP shunt]. Diseases associated with carbohydrate metabolism.

### 3. Proteins

Different types of proteins. Their functions, digestion & absorption. Denaturation & its effect on biological activity. Renaturation of proteins. Urea formation, urea cycle, creatinine formation. Transamination & deamination. Proteins as enzymes.

### 4. Lipids

Different types of lipids. Their functions, digestion, absorption & metabolism. (Beta-Oxidation of fatty acids with energetics. Biosynthesis of cholesterol [from acetate], adrenocorticoids, androgens, progesterone, estrogens, & bile acids / salts. Ketone bodies, their formation & biochemical significance. Diseases associated with lipid metabolism.

### 5. Vitamins

Definition. Classification, structures [except B12] biochemical role, sources, daily requirements, & deficiency symptoms. Vitamins as co-factors in biochemical reactions.

### 6. Biological oxidations & reductions

Oxidation-reduction systems in the body their role. Oxidative phosphorylation & Electron transport chain. Cytochromes & inhibitors of the same.

### 7. Enzymes

Classification & their various roles. Enzyme co-factors. Enzyme kinetics. Michaelis-Menton equation along with its transformations. Double reciprocal plot. Factors affecting enzyme action. Enzyme inhibition, competitive & non-competitive, & kinetics.

### 8. Nucleic acids

Different types of nucleic acids [NAs] & their composition. Purine & pyrimidine bases, sugars, &

phosphoric acid. Nucleosides & nucleotides. Formation of NAs & their backbone. Different ways of representing DNA & RNA molecules. Physico-chemical properties of NAs. Their stability in acidic & basic solutions. Isolation, purification & identification, buoyant density, sedimentation coefficient, & Svedberg constant of NAs. De-novo biosynthesis of NAs. DNA & the Watson-Crick model & its features. DNA as the bearer of genetic information. The Central dogma of molecular genetics & the processes defined in the same. Replication of DNA. Different types of RNAs with their special features & functions. Minor or rare bases. Transcription & translation. Different post-translational modifications of proteins. Triplet codon & the codon dictionary. Mutations. An introduction to different types of mutations. Their nature & repair.

### **9. Hereditary diseases.**

Eliptocytosis, spherocytosis, HNPCC, diabetes insipidus.

## **BIOTECHNOLOGY**

### **1. Plant Cell and Tissue Culture**

Structure of plant cell, DNA, Genes and chromosomes.

1. Cell and tissue culture,
  - a. Requirements.
  - b. Callus culture, suspension culture, batch culture.
  - c. The concept of somatic hybridization, somatic embryogenesis.
2. Processes and applications,
  - a. Isolation and immobilization of enzymes and plant cells and application.
  - b. Protoplast and cell fusion.
  - c. Germplasm conservation.
  - d. Production of secondary metabolites by plant tissue culture.
  - e. Gene transfer techniques.

### **2. Animal Cell Culture**

Introduction to animal cell culture, medium used in ATC. Use of FCS, primary culture, secondary culture, cell line. Cloning: concept and application with technical hurdles. Transgenic animals as a source of food, organs and tissues, concept of xeno transplant.

### **3. Fermentation Technology and Industrial Microbiology**

1. Fermentation as a biochemical process, types of fermentation.
2. Fermenter - working and construction, accessory components, modification.
3. Fermentation monitoring and in situ recovery of products.

### **4. Recombinant DNA Technology**

Basic concepts

- a) Introduction.
- b) Role of a restriction endonuclease, DNA ligase, DNA polymerase, Reverse transcriptase.

### **5. Process and Applications**

- a) Constructing Recombinant DNA molecules.
  - ☐ DNA Clones sources of DNA for cloning.
  - ☐ DNA vectors, role of expression vectors.
  - ☐ Host cell for recombinant work.
  - ☐ Method for screening and selecting transformants.



- ☐ Expression of foreign genes.
  - ☐ Uses of recombinant DNA.
- b) PCR and applications.
- ☐ Human gene therapy concept and applications.
- c) Drug delivery systems in gene therapy.

## 6. Biotechnology Derived Products

- a) Sources and upstream processing.
- ☐ Introduction.
  - ☐ Escherichia coli as a source of recombinant, therapeutic protein.
  - ☐ Additional production systems,
    - ☐ Yeast.
    - ☐ Fungal production systems.
    - ☐ Transgenic animals.
    - ☐ Transgenic plants.
    - ☐ Insects cell-based systems.
  - ☐ Upstream processing.
- b) Downstream processing.
- ☐ Product analysis,
    - ☐ Introduction.
    - ☐ Protein-based contaminant.
    - ☐ Removal of an altered form of the protein of interest from the product stream.
  - ☐ Determination of protein concentration.
- c) Immunological approaches to detection of contaminant, Endotoxin and other pyrogenic contaminants.
- ☐ Pyrogen detection.
  - ☐ DNA as a contaminant.
  - ☐ Microbial and viral contaminant.
  - ☐ Viral assays.
  - ☐ Miscellaneous contaminants.
  - ☐ Validation studies.
- d) Production and purification of recombinant proteins like, Insulin, Growth hormones, somatostatin, interferons, only examples of recombinant blood products.

## MICROBIOLOGY

### 1.Introduction to Microbiology

Scope and application to pharmacy field. Whittaker's Five Kingdom concept, historical development - biogenesis Vs. abiogenesis, Germ theory of fermentation, Germ theory of disease, the contribution of Leeuwenhoek, Robert Koch, Jenner, Louis Pasteur and Ehrlich.

### 2.Microscopy and staining technique

The principle, ray diagram, construction, working and applications of light compound, dark field, phase contrast, Fluorescence & electron microscope. The concept of resolving power, Magnification power, numerical aperture and angular aperture and working distance. The principle application of oil immersion microscopy. Theory of staining, principle and technique of staining procedure - Monochrome, Gram, acid-fast, negative, capsule, endospore.

### 3.Biology of Microorganisms

Cultural characteristics, pure culture techniques

a) Bacteria - Morphology and fine structure of bacteria, Nutritional requirement and type of culture media, growth and growth curve of bacteria, physical condition for growth, measurement of bacterial growth (Counting Methods), Reproduction in bacteria, genetic exchange - transformation, conjugation, and transduction, development of drug resistance by recombination and mutation, preservation of bacterial culture. Biochemical properties (sugar fermentation and IMVIC test). Pathogenesis of Staphylococcus, Mycobacterium. Salmonella Introductory study of disease-causing rickettsia, the importance of actinomycetes in antibiotic production.

### 4.Fungi and Viruses

b) Fungi:- Introduction, general characteristics, morphology, the industrial and medical significance of Saccharomyces Cerevisae, Penicillium and Aspergillus, Candida Albicans, Epidermophyton, and trichophyta.

c) Viruses: - Introduction, structure and general properties Bacteriophages - Lytic and Lysogenic cycle, Epidemiological uses of Bacteriophages, human viruses - Cultivation and Multiplication virus-host cell interaction, Pathogenesis of HIV and Prions, types of Tumor viruses.

### 5.Aseptic Technique

The omnipresence of microorganisms, the importance of asepsis, sources of contamination and

methods of prevention, Principle, construction & working of laminar airflow bench.

## **6.Sterilization & Disinfection**

- a) Concept and classification, principle and methods of sterilization, Mechanisms of cell injury.
- b) Construction working & applications of moist heat & dry heat sterilizer, gamma radiation sterilizer, filtration sterilizer. Indicators of sterilization, microbial death, kinetic terms-D value, z value.
- c) Terminology of chemical antimicrobial Agents, Chemical classification of different disinfectants, characteristics of ideal disinfectants, factors affecting the action of disinfectants, evaluation methods (RW Coeff.), Kelsey Sykes test, Chick Martin test.

## **7.Microbial spoilage**

Types of spoilage, factors affecting spoilage of pharmaceutical products.

## **9.Vaccines & Sera**

Manufacturing (seed lot system) and quality control of bacterial vaccines & Toxoids (Tetanus, TAB, Cholera, BCG, DPT), Viral vaccine (Polio- Salk Sabin, Rabies, MMR, Hepatitis, Chickenpox, influenza), Antisera (diphtheria, tetanus), antiviral Antisera (rabies). Preparation of allergenic extracts & diagnostics.

## **10.Microbial Assay**

Importance, general methods of assay of antibiotics (Cup & plate method, paper disc method, turbidometry, dilution method), methods for fungicidal & antiviral compounds, assay, microbial limit tests.

## **PATHOPHYSIOLOGY**

### **1. Basic principles of cell injury and adaptation**

Causes, pathogenesis and morphology of cell injury, apoptosis and necrosis.

### **2. Basic mechanisms of inflammation and repair**

Pathogenesis of inflammation. Chemical mediators in inflammation. Pathogenesis of chronic inflammation. Repair of wounds in the skin, factors influencing healing of wounds.

### **3. Disorders of fluid, electrolyte and acid-base balance**

### **4. Disorders of homeostasis: white blood cells, lymphoid tissues, and red blood cells related diseases.**

### **5. Immunopathology including amyloidosis**

- a) Host parasite Relationship: - normal microbial flora of human body, infection vs. disease, Pathogenicity vs. Virulence, Koch & Rivers Postulates, Reservoir of infection-sources of infection, Portals of Entry, Portals of exit, vectors of infection, communicability of disease, recognized symptoms of microbial disease, classification of immunity.
  - External defense mechanism of host: Skin, Mucus membrane, chemical Secretions, Naturally occurring microbial flora.
  - Internal defense Mechanism: Inflammation, fever, natural killer Cells, Phagocytic Cells, Soluble mediators-complement Lymphokines, Interferons.
- b) Immune response :
  - Specific immunity & immune response
  - Humoral immunity antibody response, mediators of Humoral immunity, basic structure of antibody, antibody classes & functions, maturation of immune response, immunologic memory.
  - Antigens: specificity & Immunogenicity, Natural vs. artificial Antigens, Soluble, cellular antigens, thymus independent antigen, adjuvant.

- Hypersensitivity and its types

Cellular immunity: Transplantation immunity, Cellular immunity to viruses, Implications of T-cell response. Acquisition of specific immunity: Natural vs. Passive acquisition. Mechanism of autoimmunity. Classification of autoimmune diseases in man. Transplantation and allograft reactions, mechanism of rejection of allograft. Acquired Immune Deficiency Syndrome (AIDS).

## 6. Infectious diseases

Hepatitis - Infective hepatitis.

Sexually transmitted diseases (syphilis, gonorrhea, HIV). Pneumonia, typhoid, urinary tract infections. Tuberculosis. Leprosy. Malaria. Dysentery (Bacterial and amoebic).

## 7. Neoplastic diseases

Disturbances of growth of cells. General biology of tumors, differences between benign and malignant tumors. Classification of tumors. Historical diagnosis of malignancy. Etiology and pathogenesis of cancer. Invasions, metastasis, patterns of spread of cancer. Environmental carcinogenesis.

## 8. Pathophysiology of common diseases

Parkinsonism. Schizophrenia. Depression and mania

Stroke (ischemic and hemorrhage). Hypertension. Angina. Myocardial infarction, CCF. Atherosclerosis.

Diabetes mellitus.

Peptic ulcer and inflammatory bowel disease. Cirrhosis and alcoholic liver diseases.

Acute and chronic renal failure.

Asthma and chronic obstructive airway diseases.

## 9. Laboratory tests for Liver function tests and kidney function tests



## BIOPHARMACEUTICS AND PHARMACOKINETICS

### 1. Bio-pharmaceutics

- a) The fate of drug after drug absorption, various mechanisms for drug absorption, drug concentration in blood, biological factors in drug absorption, physicochemical factors, dosage form consideration for gastrointestinal absorption.
- b) Drug Absorption:
  - ☐ Gastrointestinal absorption-biological considerations.
  - ☐ Gastrointestinal absorption - physicochemical considerations.
  - ☐ Gastrointestinal absorption-role of the dosage form.
  - ☐ Pharmacokinetics. Compartmental and non-compartmental pharmacokinetics. Biotransformation, drug disposition - distribution, drug disposition - elimination. Variability-Body weight, age, sex and genetic factors. Pharmacokinetic variability-diseases. Pharmacokinetic variability-drug interactions. Individualization and optimization of drug dosing regimens.

### 2. Bio-availability & Bio-equivalence

Quality parameters of dosage forms. Assay methods & its validation.

Physicochemical properties of drugs & added substances and its effect on preparations and biological availability of dosage forms. Pharmaceutical properties of dosage forms, disintegration, dissolution rate. Biological, pharmacological effects of dosage forms. Factors affecting Bioavailability, Determination of bioavailability.

Significance of bio-equivalence studies. Statistical analysis of bioequivalence studies.

Development, scale up & post approval changes [SUPAC] & *in vitro* [dissolution] *in vivo* [plasma concentration profile] correlation or IV/IV correlation (IVVC). Multi stage - Bioequivalence studies. Therapeutic equivalence. Titration design for clinical rationales. New Drug Application [NDA].

### 3. Bio- pharmaceutical statistics

Post Marketing Surveillance. Process Validation.

## CLINICAL PHARMACY AND THERAPEUTICS

1. General Principles, preparation, maintenance, analysis of observational records in clinical Pharmacy.
2. Clinical trials, type and phases of clinical trials, placebo, ethical and regulatory issues including Good clinical practice in clinical trials.
3. Therapeutic drug monitoring, adverse drug reaction (ADR), types of ADR, Mechanism of ADR. Drug interaction, Monitoring and reporting of ADR and its significance.
4. Drug information services, Drug interactions.
5. Drug interaction in pediatric and geriatric patients, drug treatment during pregnancy, lactation and menstruation.
6. Pharmacovigilance, Therapeutic drug monitoring, Neutraceuticals, essential drugs and rational drug usage.
7. Age-related drug therapy: concept of posology, drug therapy for neonates, pediatrics and geriatrics. Drugs used in pregnancy and lactation.
8. Drug therapy in gastrointestinal, hepatic, renal, cardiovascular and respiratory Disorders.
9. Drug therapy for neurological and psychological disorders.
10. Drug therapy in infections of respiratory system, urinary system, infective meningitis, TB, HIV, malaria and filaria.
11. Drug therapy for thyroid and parathyroid disorders, diabetes mellitus, menstrual cycle disorders, menopause and male sexual dysfunction.
12. Drug therapy for malignant disorders like leukemia, lymphoma and solid tumors.
13. Drug therapy for rheumatic, eye and skin disorders.

## HUMAN ANATOMY & PHYSIOLOGY

### 1. **Cell physiology**

Cell, Cell junctions, transport mechanisms, homeostasis, ion channels, secondary messengers.

### 2. **The Blood**

Composition and functions of blood, RBC, WBC, platelets. Homeostasis, blood groups, mechanism of clotting. Introduction to disorders of the blood.

### 3. **Gastrointestinal tract**

Structure of the gastrointestinal tract, functions of its different parts including those of liver,

pancreas and gallbladder, various gastrointestinal structures and their role in the digestion and absorption of food.

4. **Respiratory System**

Structure of respiratory organs, functions of respiration mechanism and regulation of respiration, respiratory volumes and vital capacity.

5. **Autonomic nervous system**

Physiology and functions of the autonomic nervous system. Mechanism of neurohumoral transmission in ANS.

6. **Sense organs**

Structure and physiology of eye (vision), ear (hearing), taste buds, nose (smell) and skin.

7. **Skeletal System**

Structure and function of the skeleton. Articulation and movement. Disorders of bones and joints.

8. **Central Nervous system**

Functions of different parts of the brain and spinal cord. Neurohumoral transmission in the central nervous system, reflex action, electroencephalogram, specialized functions of the brain, cranial nerves and their functions.

9. **Urinary System**

Various parts Structure and functions of the kidney and urinary tract. Physiology of urine formation and acid-base balance. Brief Introduction to disorders of the kidney.

10. **Endocrine Glands**

Basic anatomy and physiology of pituitary, thyroid, parathyroid, adrenal glands and pancreas. Local hormones. A brief introduction to disorders of various endocrine glands.

11. **Reproductive System**

Structure and functions of male and female reproductive system. Sex hormones, physiology of menstrual cycle, and various stages of pregnancy and parturition.

12. **Cardiovascular system**

Anatomy of heart and blood vessels, physiology of blood circulation, cardiac cycle, conducting system of the heart, heart sound, electrocardiogram, blood pressure and its regulation.

13. **Lymphatic system**

Composition, formation and circulation of lymph. Spleen and its functions.

## PHARMACEUTICAL ENGINEERING

### 1. **Fluid flow**

Type of flow, Reynold's number, viscosity, the concept of the boundary layer, basic equation of fluid flow, the study of valves, flow meters, manometers and measurement of flow and pressure including mathematical problems.

### 2. **Heat transfer**

Source of heat, mechanism of heat transfer, the laws of heat transfer, steam and electricity as heating media, determination of requirement of the amount of steam/electrical energy, steam pressure, boiler capacity, mathematical problems on heat transfer, steam traps and reducing valve, lagging etc.

### 3. **Evaporation**

The basic concept of phase equilibrium, factors affecting evaporation, evaporators, film evaporators, single effect and multiple effect evaporators, mathematical problems on evaporation.

### 4. **Distillation**

Raoult's law, phase diagram, volatility: simple steam and flash distillation, principles of rectification, Mc-Cabe Thiele method for calculations of a number of theoretical plates, azeotropic and extractive distillation, mathematical problems on distillation.

### 5. **Drying**

Moisture content and mechanism of drying, the rate of drying and time of drying calculations, classifications and types of dryers, dryers used in pharmaceutical industries and special drying methods like freeze drying and lyophilization, mathematical problems in drying.

### 6. **Size reduction and size separation**

Definition, objectives of size reduction, factors affecting size reduction, laws governing in energy and power requirement of a mill, types of mills including ball mill, hammer mill, fluid energy mill, micronizer, Quadro co-mil, multi mill etc.

### 7. **Extraction**

Theory of extraction, extraction methods, equipment for various types of the extraction

process.

8. **Mixing**

Theory of mixing, solid-solid, solid-liquid and liquid-liquid mixing equipment.

9. **Crystallization**

Characteristics of crystals like purity, size, shape, geometry, habit, forms, size and factors affecting them. Solubility curves and calculation curves and calculations of heat balance around S Swanson's Walker crystallizer , supersaturation theory and its limitations, Nucleation mechanism, crystal growth, study of various types of crystallizers, tanks, agitated batch, Swanson's Walker, single vacuums, circulating magma and crystal crystallizers, cracking of crystals and its prevention. Numerical problems on yields. Introduction to polymorphism.

10. **Filtration and Centrifugation**

Theory of filtrations, filter aids, filter media, industrial filters, including filter press, rotary filter, edge filters, filter leaf and laboratory filtration equipment etc., Factors affecting filtration, mathematical problems on filtrations, optimum cleaning cycle in batch filters. Principles of centrifugation, industrial centrifugal filters and centrifugal sedimentars.

11. **Dehumidification and humidity control**

Basic concept and definition, wet bulb and adiabatic saturation temperatures, psychometric count and measurement of humidity, application of humidity measurement in pharmacy, equipment for humidification and dehumidification operations



12. **Refrigeration and air conditioning**

Principles and applications of refrigeration and air conditioning.

13. **Material of constructions**

General study of composition, corrosion, resistance, properties and applications of the materials of construction with special reference to stainless steel, glass, ferrous metals, cast iron, non ferrous metals, copper and alloys, aluminum and alloys, lead, tin, silver, nickel and alloys, chromium and non metals, stone, slate, brick, asbestos, plastics, rubber, timber, concrete. Corrosion and its prevention with reference to commonly used material in pharmaceutical plants.

14. **Automated process control systems**

A process variable, temperature, pressure, flow level and vacuum and their measurement. Elements of automatic process control and introduction to automatic process control. Elements of computer-aided manufacturing (CAM).

15. **Industrial hazards & safety precautions**

Mechanical, chemical, electrical, fire, dust, noise hazards, Industrial dermatitis, accident, records, safety requirements/equipment etc.

## PHARMACEUTICAL MANAGEMENT

### 1. **Introduction to management**

Types of management. Basic concepts of management, management process, function and principles. Levels of management, pharmaceutical management art, science or profession. Social responsibilities of management, functions of management.

### 2. **Planning and Forecasting**

Planning: Nature, process and types of planning, steps in the planning process, planning premises. Advantages and limitations of planning. Management by objective, meaning, objective features, advantages and limitations. Forecasting: meaning, nature, importance, limitations. Techniques of forecasting.

### 3. **Organization**

Definition, nature, theories, functions, line and staff organization concepts.

### 4. **Research Management**

R & D organizations and research categories. Elements needed for an R & D organization. Technology transfer.

### 5. **Inventory Management**

Objective and functions of inventory control. Types of inventories. Requirements of effective inventory control.

### 6. **Communication**

Nature, types of communication, process, channels and barriers of communication. Limitations of communications. Importance in pharmaceutical industries.

### 7. **Marketing Research**

New product selection, product management, advertising.

### 8. **Leadership and motivation**

Leadership: meaning, nature, leadership styles. Theories of leadership. Motivation: meaning, nature, importance. Theories of motivation.

### 9. **Human resource and development (HRD)**

Definition, HRD methods, HRD process, HRD in Indian industry.

10. **GATT**

General Agreement on Tariff and Trade and its impact on the pharmaceutical industry. History of GATT, its impact on the pharmaceutical industry. Pharmaceutical market in India.

11. **World trade organization (WTO) and trade-related intellectual property rights (TRIPS)**

Introduction to WTO. Types of intellectual property rights: industrial property and copyrights  
Indian Patent Acts, 1970 with the latest amendment. Definition, types of patents.

12. **Standard institutions and regulatory authorities**

1. Bureau of Indian Standards (BIS).
2. International Organization for Standardization (ISO).
3. United States of Food and Drug Administration (USFDA).
4. Central Drug Standard Control Organization (CDSCO).
5. International Conference on Harmonization (ICH).
6. World Health Organization (WHO).

## PHARMACEUTICAL JURISPRUDENCE

1. Historical background Drug legislation in India, Code of Ethics for Pharmacists.
2. The Pharmacy Act 1948 (inclusive of recent amendments).
3. Drugs and Cosmetics Act 1940, Rules 1945, including New Drug applications.
4. Narcotic Drugs and Psychotropic Substances Act, and Rules thereunder.
5. Drugs and Magic Remedies (Objectionable Advertisements) Act 1954.
6. Medicinal and Toilet Preparations (Excise Duties) Act 1955, Rules 1976.
7. Medical Termination of Pregnancy Act 1970 and Rules 1975.
8. Prevention of Cruelty to Animals Act 1960.
9. Drug (Price Control) Order.
10. Shops and Establishment Act.
11. Factory Act.
12. Consumer Protection Act.
13. Indian Pharmaceutical Industry- An Overview.
14. Industrial Development and Regulation act 1951.
15. Introduction to Intellectual Property Rights and Indian Patent Act 1970.
16. An Introduction to Standard Institutions and Regulatory Authorities such as BIS, ASTM, ISO, TGA, USFDA, MHRA, ICH, WHO.
17. Minimum Wages Act 1948.
18. Prevention of Food Adulteration Act 1954 and Rules

## DISPENSING & HOSPITAL PHARMACY

1. Introduction to laboratory equipment, weighing methodology, handling of prescriptions, labeling instructions for dispensed products.
2. Posological calculations involved in the calculation of dosage for infants. Enlarging and reducing formula, displacement value.
3. Preparations of formulations involving allegation, alcohol dilution, isotonic solution.
4. Study of current patent and proprietary products, generic products and selected brand products, indications, contraindications, adverse drug reactions, available dosage forms and packing of
  - ❑ Antihypertensive drug
  - ❑ Antiamoebic drugs
  - ❑ Antihistaminic drugs
  - ❑ Antiemetic drugs
  - ❑ Antacids and ulcer healing drugs.
  - ❑ Antidiarrheals and laxatives
  - ❑ Respiratory drugs
  - ❑ Antibiotics
  - ❑ Analgesics and antipyretic drugs.
8. **Compounding and dispensing of following prescriptions**
  - ❑ Mixtures
  - ❑ Solutions
  - ❑ Emulsions
  - ❑ Lotions (External preparations)
  - ❑ Liniments (External preparations)
  - ❑ Powder
  - ❑ Granules
  - ❑ Suppositories
  - ❑ Ointments / Paste
  - ❑ Cream
  - ❑ Incompatibility: Prescription based on physical, chemical and therapeutic incompatibility. Tablets

☐ Inhalations

9. **Reading and counseling of prescriptions from the clinical practice.**

- ☐ Designing from mock Pharmacy: Layout and structure of retail Pharmacy, compounding, dispensing, storing, labeling, pricing, recording and counseling of prescription.
- ☐ Procurement of information for the given drug for drug information services.
- ☐ Preparation of Hospital Formulary.

## **RECOMMENDED STANDARD REFERENCE BOOKS**

### **FOR PHARMACEUTICS and related subjects:**

1. Pharmaceutics: Drug Delivery and Targeting, By Yvonne Perrie, Thomas Rades, Pharmaceutical Press, second edition.
2. Introduction to the Pharmaceutical Sciences, By Nita K. Pandit.
3. Aulton's Pharmaceutics: The Design and Manufacture of Medicines, edited by Michael E. Aulton, Kevin Taylor.
4. Remington: Essentials of Pharmaceutics, By Linda Ed Felton.
5. Pharmaceutical Dosage Forms and Drug Delivery, Second Edition, CRC Press, Pharmacy Education Series, by Ram I. Mahato, Ajit S. Narang.
6. Essentials of Physical Pharmacy, by CVS Subramanyam, Vallabh Prakashan.
7. Biopharmaceutics & Pharmacokinetics, D. M. Brahmankar.
8. Modern Pharmaceutics, Gilbert S. Banker and Christopher Rhodes.
9. Essentials of Physical Chemistry, B.S.Bahl, G.D.Tuli, S. Chand Ltd. 2000.
10. Martin's Physical Pharmacy and Pharmaceutical Sciences, Patrick J. Sinko, Lippincott Williams & Wilkins, 2011
11. Textbook of Pharmaceutics, E.A. Rawlins, Ballière, Tindall, 1977
12. Handbook of Cosmetic Science and Technology, Third Edition
13. Martindale : The Complete Drug Reference: 36 th Ad.
14. Pharmaceutical Excipients

15. Developing Solid oral Dosage form: Pharmaceutical Theory & Practice
16. Pharmaceutical Preformulation and Formulation, Mark Gibson
17. Foundation of Pharmacokinetics, Aldo Rescigno
18. Ansel's Pharmaceutical Dosage Forms and Drug Delivery System, Allen, LV
19. Biopharmaceutics and Clinical Pharmacokinetics, Notari, RE
20. Cooper and Gunn's Tutorial Pharmacy, Carter, SJ
21. Biopharmaceutics and Pharmacokinetics, John Wagner, Drug Intelligence Publications, 1971.
22. Essentials of Physical Chemistry, B.S.Bahl, G.D.Tuli, S. Chand Ltd. 2000.
23. Martin's Physical Pharmacy and Pharmaceutical Sciences, Patrick J. Sinko, Lippincott Williams & Wilkins, 2011
24. Textbook of Pharmaceutics, E.A. Rawlins, Ballière, Tindall, 1977

**REFERENCE BOOKS FOR PHARMACEUTICAL CHEMISTRY/MEDICINAL CHEMISTRY:**

1. Organic Chemistry – Morrison & Boyd, 4<sup>th</sup> edn, 2011 Pearson, New Delhi.
2. Organic Chemistry – I.L. Finar, Vol- I and Vol-II.
3. Wilson and Giswolds Text Book of Organic, Medicinal & Pharmaceutical Chemistry, 12<sup>th</sup> edn. Eds-J.M. Beale Jr, and J.H. Block, Lippincott Williams and Wilkins, 2013
4. Foye's Principle of medicinal Chemistry –Eds-Thomas Lemke, D.A. Williams, Lippincott Williams & Wilkins, New Delhi.
5. Advanced Organic Chemistry, B.S. Bahl and Arun Bahl, S Chand and Company Ltd., Ram Nagar, New Delhi, 1<sup>st</sup> Edition.
6. Stereochemistry Conformation and mechanism by P.S. Kalsi, 5<sup>th</sup> Edition, New Age International Publishers, New Delhi.
7. Heterocyclic Chemistry, 3<sup>rd</sup> Edition, Raj K Bansal, New Age International Publishers, New Delhi.
8. Indian Pharmacopoeia all editions and volumes.
9. Advanced Organic Chemistry, Jerry March, Wiley, 1992.
10. Bentley and Driver's Textbook of Pharmaceutical Chemistry, Atherden, Im
11. Burger's Medicinal Chemistry, 6 vol, Abraham, DJ
12. Burger's Medicinal Chemistry and Drug Discovery, 5 vols set, Wolff, ME
13. Stereochemistry of organic compounds, Ernest Eliel, Wiley India.
14. A guide book to Reaction mechanism in organic chemistry-Peter Sykes



15. Reaction mechanism in organic chemistry- S M Mukherjee and S P Singh, MacMillan
16. Drug Design. Edited by E.J. Ariens -*Medicinal Chemistry; a Series of Monographs, V.11*
17. Drug design –Dr.V.M.Kulkarni and Dr.K.G.Bothara
18. Photochemistry and Pericyclic reactions by J. Singh
19. Pericyclic reactions-Ian Fleming
20. Pericyclic reactions -W .Carruther

#### **REFERENCE BOOKS FOR PHARMACEUTICAL ANALYSIS:**

1. Indian Pharmacopoeia all editions and volumes
2. Instrumental Methods of Chemical Analysis (Analytical Chemistry) By. Dr. B.K. Sharma, Goel Publishing House, Meerut. 18<sup>th</sup> Edition (1999) (Part - Spectroscopy)
3. Instrumental Methods of Chemical Analysis (Analytical Chemistry) By. Dr. B.K. Sharma, Goel Publishing House, Meerut. 18<sup>th</sup> Edition (1999) (Part - Chromatography)
4. Instrumental Methods of Chemical Analysis (Analytical Chemistry) By. Dr. B.K. Sharma, Goel Publishing House, Meerut. 18<sup>th</sup> Edition (1999) (Part – Analytical Chemistry)
5. INSTRUMENTAL METHODS OF ANALYSIS by H.H. Willard, L.L. Merrit and J.A. Dean
6. Introduction to Spectroscopy- D.L.Pavia,G.M.Lampman,G.S.Kriz
7. Principles of Instrumental analysis- Skoog, Holler, Crouch
8. Spectrometric Identification of Organic Compounds- **Silverstein**, R.M. and Webster, F.X., 6th ed., Wiley, New York, 1998
9. Applications of Absorption Spectroscopy of Organic Compounds- **John R. Dyer**, Prentice-Hall,
10. Instrumental methods of chemical analysis- H.Kaur, Pragati Prakashan

**REFERENCE BOOKS FOR HUMAN ANATOMY/PHYSIOLOGY/  
PATHOPHYSIOLOGY,/PHARMACOLOGY:**

1. RANG AND DALE'S Pharmacology, 7th Edition, M.M Dale, J.M Ritter, R.J Flower, G.Henderson H.P, Rang
2. Goodman & Gilman's the Pharmacological Basis of Therapeutics, Laurence L. Brunton
3. Basic & Clinical Pharmacology, Bertram G. Katzung, Susan B Masters, Anthony J Trevor
4. Principles of Pharmacology: The Pathophysiologic Basis of Drug Therapy, David E. Golan
5. Martindale: The Complete Drug Reference, Sean C. Sweetman
6. Goodman & Gilman's The Pharmacological Basis of Therapeutics
7. Color Atlas of Pharmacology, 3rd Edition, Heinz Lullmann, Klaus Mohr, Lutz Hein, Detlef Bieger, Thieme, Stuttgart. New York.
8. Lippincott's Illustrated Reviews: Pharmacology, 6th Edition, Springhouse publishers
9. Essential of Medical Pharmacology, KD Tripathi
10. Principles of Anatomy and Physiology, Gerard Tortora, 12<sup>th</sup> edition
11. Ross & Wilson, Anatomy and Physiology, 12<sup>th</sup> edition, Churchill Livingstone
12. Pharmacology and Pharmacotherapeutics –R.S.Satoskar, S.D. Bhandarkar , Popular Prakashan, Mumbai
13. Pharmacotherapy: A pathophysiologic Approach, by Joseph T. Dipirio, Robert L. Talbert, Gacy C. Yee, Gary R. Matzke, Barbara G. Wells, L. Micael Possey

**REFERENCE BOOKS FOR PHARMACOGNOSY:**

1. Textbook of Pharmacognosy, Thomas Edward Wallis, J & A Churchill Ltd., London
2. Pharmacognosy, Tyler, 8<sup>th</sup> edition, Lea and Febiger, Philadelphia
3. Pharmacognosy 42<sup>nd</sup> Edition (Sep 2008), C.K. Kokate, A.P. Purohit, S.B. Gokhale (Nirali Prakashan)
4. Textbook of Pharmacognosy-Noel M Ferhuson
5. Textbook of Pharmacognosy-C.S.Shah and J.S.Qadry
6. Textbook of Pharmacognosy-H.W.Youngken
7. Textbook of Pharmacognosy and Phytochemistry-Dr.Biren Shah
8. Textbook of Pharmacognosy-T.N.Vasudevan, Kirti Laddha

**REFERENCE BOOKS FOR MARKETING MANAGEMENT:**

1. Marketing Management, Phillip Kotler, Prentice Hall, 2003
2. Pharmaceutical Marketing in India, Subba Rao Chaganti, Excel Books Pvt. Ltd

**REFERENCE BOOKS FOR BIOCHEMISTRY:**

1. Lehninger's Principles of Biochemistry, David L. Nielson, Macmillan Learning, 2012
2. Harper's Illustrated Biochemistry, 28<sup>th</sup> edition, Robert Murray, David Bender, Mcgraw-hill, 2009

**REFERENCE BOOKS FOR MICROBIOLOGY:**

1. Microbiology, Michael Pelczar, 5<sup>th</sup> edition, Tat McGraw-Hill Publishing Company Ltd.

5.1.3

**KRUPANIDHI COLLEGE OF PHARMACY  
BANGALORE**

Date:30/10/2019

Circular

This is to inform you that Placement meeting is scheduled today (30/10/19) with an Placement committee members at 4.00 pm in Principal Office.

Kindly attend without fail



PRINCIPAL



PRINCIPAL

Krupanidhi College of Pharmacy  
Chikkabellandur, Chamelaram Post,  
Varthur Hobli, Bangalore - 560 035

# **KRUPANIDHI COLLEGE OF PHARMACY**

## **PRE-PLACEMENT TRAINING REPORT**

Pre-placement training was conducted for final year of DPharm and BPharm from 25<sup>th</sup> November, 2019-30<sup>th</sup> November, 2019. On 25<sup>th</sup> November, 2019, session started with brief introduction about the pre-placement training. Also the placement team members added things they should prepare before attending the interview. Followed by session by Dr Riju Pathak.

### **DAY-1(25/11/19)**

#### **SESSION-1**

##### **Dr. Riju Pathak**

The first session of the pre-placement training was handled by Dr. Riju Pathak who handled the topic on Self-introduction. She gave valuable pointers on writing your own self-introduction and also emphasized the importance of including qualities that are relevant to the job and how to professionally to put across personal weaknesses. She then held an interactive session where the students took part in an interview role-play.

#### **SESSION-2**

##### **Mr. Deepankar Majumder**

The second session was held by Mr. Deepankar Majumder, who dealt immensely on Body Language, Power Dressing, Business Etiquette. He differentiated between positive and negative body signals, and dealt with preparation before an interview, the do's and don't's during an interview and how to make a lasting first impression. He also detailed power dressing separately for both girls and boys.

### **DAY-2 (27/11/19)**

#### **SESSION-3**

##### **Mr. Deepankar Majumder**


The third session, held by Mr. Deepankar Majumder, covered the topics on Resumés and Cover Letters. He detailed on what is a resumé, its types, how to write a resumé, what to include, and the self preparation required before writing one. He also mentioned the important details which must be included and also taught the students on writing cover letters. At the end of the session, he gave an assignment to the students to prepare their own CV's.

### **DAY 3(28/11/19)**

#### **SESSION-4**

##### **Mr. Deepankar Majumder**

The fourth session, held by Mr Majumder, cover the topic on stress interview. He detailed the valuable pointers on stress interview and also emphasised on best way to handle the stress interview. He also mentioned the important details which must be included and also taught the students on writing cover letters. At the end of the session, he gave an assignment to the students to prepare their own CV's.



**PRINCIPAL**  
Krupanidhi College of Pharmacy  
Chikkabellur, Farmelaram Post,  
Varthur Hobli, Bangalore - 560 035



DAY 4(29/11/19)

SESSION-5

Ms Sukanya

The fifth session, held by Ms Sukanya, who dealt immensely the topics on Relation between fear and confidence, how to prepare for interview, self introspection and image cycle of how we see us and how others see us too. She then held an interactive session where the students took part in an interview role-play.

DAY 5(30/11/19)

SESSION-6

Dr. Riju Pathak

Session six was handled by Dr Riju Pathak, where she explained the personal interviews. She added the do and don't of personal interview and conducted a mock interview session for the students.






Principal

SESSION 1







  
PRINCIPAL  
Krupanidhi College of Pharmacy  
Chikkabellandur, Carmelaram Post,  
Varthur Hobli, Bangalore - 560 035

## SESSION 2







## SESSION 3





PRINCIPAL  
 Krupanidhi College of Pharmacy  
 Chikkabellandur, Carmelaram Post,  
 Varthur Hobli, Bangalore - 560 035



**SESSION 4**




**SESSION 5**



**SESSION 6**



  
**PRINCIPAL**  
Krupanidhi College of Pharmacy  
Chikkabellandur, Carmelaram Post,  
Varthur Hobli, Bangalore - 560.035

KRUAPNIDHI COLLEGE OF PHARMACY  
12/1 CHIKKABELLANDUR, CARMELARAM, BANGALORE-560035

FEEDBACK FORM FOR PREPLACEMENT TRAINING

FINAL YEAR DPHARM AND BPHARM

25<sup>th</sup> November, 2019-30<sup>th</sup> November, 2019

- |   |          |   |
|---|----------|---|
| 1. Was the training content helpful?                                | <u>Y</u> | N |
| 2. Was the trainer's delivery up the mark?                          | <u>Y</u> | N |
| 3. Did the methods of instruction keep you interested in the topic? | <u>Y</u> | N |

Please rate the qualities of the trainer's delivery: (1 : unacceptable, 5: outstanding)

- |                                      |          |
|--------------------------------------|----------|
| a. Speed of delivery of knowledge    | <u>3</u> |
| b. Level of content                  | <u>4</u> |
| c. Organization and preparation      | <u>5</u> |
| d. Enthusiasm                        | <u>3</u> |
| e. Ability to keep the group focused | <u>4</u> |

Provide any additional feedback for the trainers

Trainer 1: Dr Riju Pathak

Trainer 2: MrDeepankarMajandar

Trainer 3: Prof Sukanya

Vsha  
Name of the Participant

[Signature]  
Signature



[Signature]  
PRINCIPAL  
Krupanidhi College of Pharmacy  
Chikkabellandur, Carmelaram Post,  
Varthur Hobli, Bangalore - 560 035

KRUAPNIDHI COLLEGE OF PHARMACY  
12/1 CHIKKABELLANDUR, CARMELARAM, BANGALORE-560035

FEEDBACK FORM FOR PREPLACEMENT TRAINING

FINAL YEAR DPHARM AND BPHARM

25<sup>th</sup> November, 2019-30<sup>th</sup> November, 2019

- |   |                                     |                          |
|---|-------------------------------------|--------------------------|
| 1. Was the training content helpful?                                | <input checked="" type="checkbox"/> | <input type="checkbox"/> |
| 2. Was the trainer's delivery up the mark?                          | <input checked="" type="checkbox"/> | <input type="checkbox"/> |
| 3. Did the methods of instruction keep you interested in the topic? | <input checked="" type="checkbox"/> | <input type="checkbox"/> |

Please rate the qualities of the trainer's delivery: (1 : unacceptable, 5: outstanding)

- |                                      |          |
|--------------------------------------|----------|
| a. Speed of delivery of knowledge    | <u>3</u> |
| b. Level of content                  | <u>4</u> |
| c. Organization and preparation      | <u>5</u> |
| d. Enthusiasm                        | <u>3</u> |
| e. Ability to keep the group focused | <u>4</u> |

Provide any additional feedback for the trainers

Trainer 1: Dr Riju Pathak

Trainer 2: MrDeepankarMajandar

Trainer 3: Prof Sukanya

Rudhan  
Name of the Participant



[Signature]

[Signature]  
Signature

PRINCIPAL  
Krupanidhi College of Pharmacy  
Chikkabellandur, Carmelaram Post,  
Varthur Hobli, Bangalore - 560 035



KRUAPNIDHI COLLEGE OF PHARMACY  
12/1 CHIKKABELLANDUR, CARMELARAM, BANGALORE-560035

FEEDBACK FORM FOR PREPLACEMENT TRAINING

FINAL YEAR DPHARM AND BPHARM

25<sup>th</sup> November, 2019-30<sup>th</sup> November, 2019

1. Was the training content helpful? ~~Y~~ N  
2. Was the trainer's delivery up the mark? ~~Y~~ N  
3. Did the methods of instruction keep you interested in the topic? ~~Y~~ N

Please rate the qualities of the trainer's delivery: (1 : unacceptable, 5: outstanding)

- a. Speed of delivery of knowledge 3  
b. Level of content 5  
c. Organization and preparation 4  
d. Enthusiasm 3  
e. Ability to keep the group focused 5

Provide any additional feedback for the trainers


Trainer 1: Dr Riju Pathak

Trainer 2: MrDeepankarMajandar

Trainer 3: Prof Sukanya

Fajal  
Name of the Participant



  
PRINCIPAL  
Krupanidhi College of Pharmacy  
Chikkabellandur, Carmelaram Post,  
Varthur Hobli, Bangalore - 560 035

  
Signature

5.1.4

**KRUPANIDHI COLLEGE OF PHARMACY, BANGALORE-35**  
**PLACEMENT COMMITTEE**  
**PRE-PLACEMENT TRAINING ON**  
**CAREER COUNSELLING**

**Date: 14/12/2019**

**CIRCULAR**

This is to inform the students and teachers that the Placement Cell of Krupanidhi College of pharmacy headed and guided by Prof P V Mallya is conducting a pre-placement talk on "Career Counselling" for the students of VI Pharm D on the 17<sup>th</sup> Dec 2019, Tuesday.

The talk will be delivered by Prof. P V Mallya, Director CPPA & Head of Placement Committee. All the students must report to the Venue: Pharmacy Seminar Hall sharp at 09:00 am and attend the session in formal attire.

**PRE-REQUISITS**

All the students must prepare their personal portfolio which must consist of the following details and bring it on the day of training. The pre-requisites are:

1. A write up on which career you would want to pursue.
2. List of top 10 companies you aspire to work into.
3. Reason for selecting the company.
4. Desired location of work.

Note: Students must note that they must make up their minds to continue their collaboration with a single company for a minimum period of 1 year and present their career plans like-wise.

*Gargi*  
14/12/19  
Placement Committee

*[Signature]*  
Principal



*[Signature]*

**PRINCIPAL**  
Krupanidhi College of Pharmacy  
Muttahallandur, Carmelaram Post,  
Bangalore - 560 035

**"You are successful the moment you start moving toward a worthwhile goal."**

**Charles Carlson**



# KRUPANIDHI COLLEGE OF PHARMACY

AICTE, PCI, RGUHS approved, NAAC "A" and ISO certified

## REPORT

**Title: Preplacement Talk VI PharmD**

**Report No: 2**

### Information:

The Session started at 9:00 am on 17<sup>th</sup> December, 2019 and program centered the career guidance for PharmD students. The session initiated with resume writing by Mrs Litha Thomas. Followed by career counseling session from Prof. Mallya.

### Conclusion:

Prof Mallya elaborated major career options which are in trend these days and have great scope in future, namely discovery, chemical field, pharmaceuticals, clinical, regulatory, pharmacovigilance and medical writing, Space pharmacy, nuclear pharmacy.

Also, students were given a brief session on the higher studies abroad. In this session, Professor explained:

1. Various exams to be cleared
2. How to apply to universities
3. How to get scholarships

Also, added how to do part time jobs in Canada and other western countries along with the university studies. Additionally, added how to prepare and clear license exams in these countries.

### Remark:

Session was interactive and enlightened vision of having the young minds bloom with the flying colors and reach great heights. The session left bright vision and the zeal to conquer the vision. Students are interested have many more sessions like this in the future.

### Committee head



*[Signature]*

*[Signature]*  
**PRINCIPAL**  
Krupanidhi College of Pharmacy  
Chikkabellandur, Carmelaram Post,  
Varthur Hobli, Bangalore - 560 035 **Principal**

**#12/1, Chikkabelandur, Carmelaram Post, Varthur Hobli, Bangalore-560035**







# KRUPANIDHI COLLEGE OF PHARMACY

AICTE, PCI, RGUHS approved, NAAC "A" and ISO certified

---



  
**PRINCIPAL**  
Krupanidhi College of Pharmacy  
Chikkabellandur, Carmelaram Post,  
Varthur Hobli, Bangalore - 560 035

---

#12/1, Chikkabelandur, Carmelaram Post, Varthur Hobli, Bangalore-560035



KRUAPNIDHI COLLEGE OF PHARMACY  
12/1 CHIKKABELLANDUR, CARMELARAM, BANGALORE-560035

FEEDBACK FORM FOR CAREER COUNSELLING

VI PHARMD

17<sup>th</sup> December 2019


- |   |                                       |                            |
|---|---------------------------------------|----------------------------|
| 1. Was the counselling helpful?                   | Y <input checked="" type="checkbox"/> | N <input type="checkbox"/> |
| 2. Was the lecture delivery up the mark?          | Y <input checked="" type="checkbox"/> | N <input type="checkbox"/> |
| 3. Was the resume writing session useful?         | Y <input checked="" type="checkbox"/> | N <input type="checkbox"/> |
| 4. Time allotted for the career guidance adequate | Y <input checked="" type="checkbox"/> | N <input type="checkbox"/> |

Please the qualities of the trainer's delivery: (1 : unacceptable, 5: outstanding)

- |                                   |          |
|-----------------------------------|----------|
| d. Speed of delivery of knowledge | <u>5</u> |
| e. Level of content               | <u>4</u> |
| f. Organization and preparation   | <u>4</u> |

Name of the Participant



  
Signature

PRINCIPAL  
Krupanidhi College of Pharmacy  
Chikkabellandur, Carmelaram Post,  
Varthur Hobli, Bangalore - 560 035



KRUAPNIDHI COLLEGE OF PHARMACY  
12/1 CHIKKABELLANDUR, CARMELARAM, BANGALORE-560035

FEEDBACK FORM FOR CAREER COUNSELLING

VI PHARMD

17<sup>th</sup> December 2019

- |   |   |
|---|---|
| 1. Was the counselling helpful?                   | Y <input checked="" type="checkbox"/> N |
| 2. Was the lecture delivery up the mark?          | Y <input checked="" type="checkbox"/> N |
| 3. Was the resume writing session useful?         | Y <input checked="" type="checkbox"/> N |
| 4. Time allotted for the career guidance adequate | Y <input checked="" type="checkbox"/> N |

Please rate the qualities of the trainer's delivery: (1 : unacceptable, 5: outstanding)

d. Speed of delivery of knowledge

5


e. Level of content

5


f. Organization and preparation

5

Name of the Participant



Signature

  
PRINCIPAL  
Krupanidhi College of Pharmacy  
Chikkabellandur, Carmelaram Post,  
Varthur Hobli, Bangalore - 560 035



5.1.4

**KRUPANIDHI COLLEGE OF PHARMACY, BANGALORE-35**  
**PLACEMENT COMMITTEE**  
**PRE-PLACEMENT TRAINING ON**  
**CAREER COUNSELLING**

**Date: 14/12/2019**

**CIRCULAR**

This is to inform the students and teachers that the Placement Cell of Krupanidhi College of pharmacy headed and guided by Prof P V Mallya is conducting a pre-placement talk on "Career Counselling" for the students of II M.Pharm on the 18<sup>th</sup> Dec 2019, Wednesday.

The talk will be delivered by Prof. P V Mallya, Director CPPA & Head of Placement Committee. All the students must report to the Venue: Pharmacy Seminar Hall sharp at 09:00 am and attend the session in formal attire.

**PRE-REQUISITS**

All the students must prepare their personal portfolio which must consist of the following details and bring it on the day of training. The pre-requisites are:

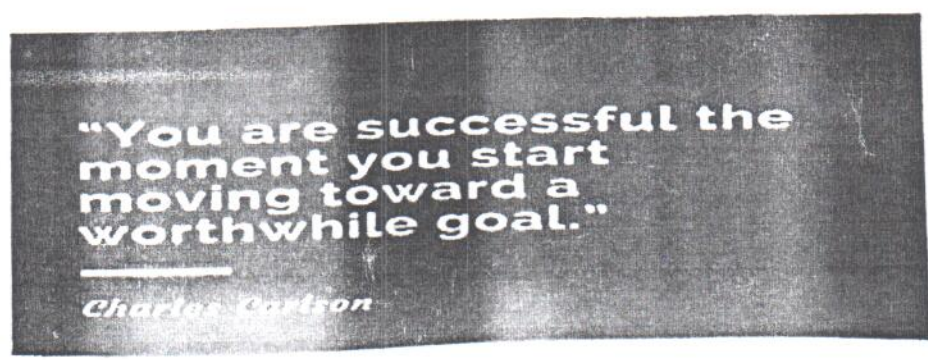
5. A write up on which career you would want to pursue.
6. List of top 10 companies you aspire to work into.
7. Reason for selecting the company.
8. Desired location of work.

Note: Students must note that they must make up their minds to continue their collaboration with a single company for a minimum period of 1 year and present their career plans like-wise.

*Gargi*  
14/12/19  
Placement Committee

*[Signature]*  
**PRINCIPAL**  
Krupanidhi College of Pharmacy  
Chikkabellandur, Carmelaram Post,  
Varthur Hobli, Bangalore - 560 035

*[Signature]*  
Principal





# KRUPANIDHI COLLEGE OF PHARMACY

AICTE, PCI, RGUHS approved, NAAC "A" and ISO certified

---

## REPORT

**Title: Preplacement Talk II M.Pharm**

**Report No: 3**

**Information:**

The Session started at 9:00 am on 17<sup>th</sup> December, 2019 and program centered the career guidance for PharmD students. The session initiated with resume writing by Mrs Litha Thomas. Followed by career counseling session from Prof. Mallya.

**Conclusion:**

Prof Mallya elaborated major career options which are in trend these days and have great scope in future, namely discovery, chemical field, pharmaceuticals, clinical, regulatory, pharmacovigilance and medical writing, Space pharmacy, nuclear pharmacy.

Also, students were given a brief session on the higher studies aboard. In this session, Professor explained:

1. Various exams to be cleared
2. How to apply to universities
3. How to get scholarships


Lastly, Professor explained various full PhD opportunities in India, added on various grants available form PhD students.

**Remark:**

Session was interactive and enlightened vision of having the young minds bloom with the flying colors and reach great heights. The session left bright vision and the zeal to conquer the vision. Students are interested have many more sessions like this in the future.

**Committee head**



  
**PRINCIPAL**  
 Krupanidhi College of Pharmacy  
 Chikkabellandur, Carmelaram Post,  
 Varthur Hobli, Bangalore - 560 035 **Principal**

**#12/1, Chikkabelandur, Carmelaram Post, Varthur Hobli, Bangalore-560035**





# KRUPANIDHI COLLEGE OF PHARMACY

AICTE, PCI, RGUHS approved, NAAC "A" and ISO certified



  
PRINCIPAL  
Krupanidhi College of Pharmacy  
Chikkabellandur, Carmelaram Post,  
Varthur Hobli, Bangalore - 560 035

#12/1, Chikkabelandur, Carmelaram Post, Varthur Hobli, Bangalore-560035



II<sup>nd</sup> YEAR M PHARM

Career Counselling  
18/12/19

SL NO	ROLL NO	STUDENTS NAME	SIGNATURE
1	18PP095	ACQUILINE CLADIOUS	Acquiline
2	18PP096	ANUSHA V	Anusha
3	18PP097	KAMLESH AWASTHI	Kamlesh
4	18PP098	MEGHANA K N	Meghana
5	18PP099	NARENDRA R	Narendra
6	18PP101	POOJA LAXMAN	Pooja
7	18PP102	REMI LIZA GEORGE	Remi
8	18PP103	SAIRA KHAN	Saira
9	18PP104	SAROJ POUDEL	Saroj
10	18PP105	SAYED AL ANSARY	Sayed Al Ansary
11	18PP106	VEENA S	Veena S
12	18PP107	VIDYA BANAKAR	
13	18PU161	ASHISH T MATHEW	Ashish
14	18PU162	GOWTHAMI V	Gowthami
15	18PU163	HARSHITHA C	Harshitha
16	18PU164	KATTA NAVEENA	
17	18PU165	KAVYA H R	Kavya
18	18PU166	PUNEETH J	Puneeth
19	18PU167	RAGHAVENDRA REDDY H V	
20	18PU168	RISHABH BALIYAN	Rishabh
21	18PU169	SULOCHANA S A	Sulochana
22	18PU170	THULASI S	
23	18PU171	UMME SABA	Umme Saba
24	18PU172	VISHRANTH N	Vishranth
25	18PU346	NAVEEN KUMAR - R	Naveen Kumar
26	18PQ006	KAVYA J P	Kavya J.P
27	18PQ007	LOKESHWARI N	Lokeshwari
28	18PQ008	MANUSHREE V	Manushree
29	18PQ009	MURULI R	Muruli
30	18PQ010	P SAMATHA	Samatha
31	18PQ011	SAI TEJA KANDIMALLA	Teja
32	18PQ012	VINUTHA K	
33	18PQ020	K GOWTHAMI	Gowthami
34	18PQ026	POOJA C	Pooja
35	18PA011	PRASANTA DEKA	Prashanth
36	18PA010	ARIKATLA KALYANI	Kalyani

PRINCIPAL  
20/12/19  
Krupanidhi College of Pharmacy  
Chikkabellandur, Carmelaram Post,  
Varthur Hobli, Bangalore - 560 035



2020-2-3 10:09



5.1.2  
KRUPANIDHI COLLEGE OF PHARMACY, BANGALORE  
PLACEMENT COMMITTEE

PRE-PLACEMENT SESSION FOR THE POSITION OF CLINICAL RESEARCH  
ASSOCIATE

06/03/2020

CIRCULAR


Dear students of II MPharm Pharmacology,

Pre-placement session for novonordisk interview by Ms Nikitha G, CRA  
Novonordisk will be held on March 7<sup>th</sup>, 2020 at 11:00 am in Pharmacology  
department.

Students who have given names for the interview should attend without fail.

  
PRINCIPAL



  
PRINCIPAL  
Krupanidhi College of Pharmacy  
Chikkabellandur, Carmelaram Post,  
Varthur Hobli, Bangalore - 560 035



**KRUPANIDHI COLLEGE OF PHARMACY**

**PREPLACEMENT SESSION FOR NOVONORDISK**

**TAKEN BY : Ms Nikita G**

**Date: 07/03/2020**

**Time: 11:30am -1:30pm**



The Session started at 11:30am and program centered the role Clinical research associate (CRA) in Clinical research. After the introductory session by Mrs. Litha, the session started with the basic concepts should be followed while attending an interview. Then we moved on to the importance of Resume and it was defined to us as an extension of you in an interview and serves as your professional profile. Make sure that you are honest in your resume and during the interview and we moved on concept of Attitude and first impression which comes when one person first encounters another person and creates a mental image of that person that can be Informal and Formal. Then we moved on to any form of interaction involving touch & it also confines with the way of giving shake hands. Neither should be a limp fish nor Bone crushers. Then we were taught with the importance of Communication skill. It could be done by transforming a normal word to a business word. And make sure that should be much confident with the in-depth information about our past research.

Then we moved on to the main concept of design of Clinical research. Researchers design clinical trials to answer specific questions related to medical product. And these trials usually follow a study plan called a protocol. Then we moved to the concept how CRA's design their work also the following concerns:

- Who qualifies to participate (Selection criteria)
- How many people will be the part of study
- How long the study will last
- How the drug will be given and at what dosage
- What assessments will be conducted and what data is collected
- How the data will be reviewed and analyzed

Patient's safety should be the number one priority in clinical research and we also learned the role of CRC, Principal investigator, etc in clinical trials and the importance of Informed consent, Process by which a subject voluntarily confirms his or her willingness to participate in a trial. And we were also taught with the pros and cons of Sponsor and CRO companies. And the session ended by 1:30pm.



  
**PRINCIPAL**  
Krupanidhi College of Pharmacy  
Chikkabellandur, Carmelaram Post  
Varthur Hobli, Bangalore - 560 035 



**KRUPANIDHI COLLEGE OF PHARMACY**

**PREPLACEMENT SESSION FOR NOVONORDISK**

**TAKEN BY : Ms Nikita G**

**Date: 07/03/2020**

**Time: 11:30am -1:30pm**



The Session started at 11:30am and program centered the role Clinical research associate (CRA) in Clinical research. After the introductory session by Mrs. Litha, the session started with the basic concepts should be followed while attending an interview. Then we moved on to the importance of Resume and it was defined to us as an extension of you in an interview and serves as your professional profile. Make sure that you are honest in your resume and during the interview and we moved on concept of Attitude and first impression which comes when one person first encounters another person and creates a mental image of that person that can be Informal and Formal. Then we moved on to any form of interaction involving touch & it also confines with the way of giving shake hands. Neither should be a limp fish nor Bone crushers. Then we were taught with the importance of Communication skill. It could be done by transforming a normal word to a business word. And make sure that should be much confident with the in-depth information about our past research.


Then we moved on to the main concept of design of Clinical research. Researchers design clinical trials to answer specific questions related to medical product. And these trials usually follow a study plan called a protocol. Then we moved to the concept how CRA's design their work also the following concerns:

- Who qualifies to participate (Selection criteria)
- How many people will be the part of study
- How long the study will last
- How the drug will be given and at what dosage
- What assessments will be conducted and what data is collected
- How the data will be reviewed and analyzed

Patient's safety should be the number one priority in clinical research and we also learned the role of CRC, Principal investigator, etc in clinical trials and the importance of Informed consent, Process by which a subject voluntarily confirms his or her willingness to participate in a trial. And we were also taught with the pros and cons of Sponsor and CRO companies. And the session ended by 1:30pm.





  
PRINCIPAL  
  
Krupanidhi College of Pharmacy  
Chikkabellandur, Carmelaram Post,  
Varthur Hobli, Bangalore - 560 035



*K. S. P.*  
**PRINCIPAL**  
Krupanidhi College of Pharmacy  
Chikkabellandur, Carmelaram  
Varthur Hobli, Bangalore - 560 035  
Carmelaram Post  
Bangalore - 560 035





  
**PRINCIPAL**  
Krupanidhi College of Pharmacy  
Chikkabellandur, Carmelaram Post,  
Varthur Hobli, Bangalore - 560 035